

**A C C E N T**  
**R E S O U R C E S      N . L .**



ACN 113 025 808

**ANNUAL REPORT**

**FOR THE YEAR ENDED  
30 JUNE 2017**

For personal use only

**A C C E N T**  
**R E S O U R C E S N . L .**



ACN 113 025 808

**CONTENTS**

Corporate Directory	1
Chairman's Letter	2
Directors' Report	3
Corporate Governance Statement	16
Statement of Profit or Loss and Other Comprehensive Income	22
Statement of Financial Position	23
Statement of Changes in Equity	24
Statement of Cash Flows	25
Notes to the Financial Statements	26
Directors' Declaration	44
Independent Auditors' Report	45
Auditor's Independence Declaration	50
Shareholder Information	51
Summary Resources Statements	53
Competent Persons Statements	54
Schedule of Tenements	55

#### Directors

Yuzi (Albert) Zhou - Executive Chairman  
Dian Zhou He - Non-Executive Director  
and Deputy Chairman  
Jun Sheng Liang - Non-Executive Director  
Jie You - Alternate Director to  
Jun Sheng Liang

#### Company Secretary

Robert Allen

#### Auditor

Deloitte Touche Tomatsu  
Tower 2, Brookfield Place  
123 St Georges Terrace  
PERTH WA 6000

#### Bankers

Bankwest  
1/1215 Hay Street  
WEST PERTH WA 6005

#### Solicitors

Hilary Macdonald  
Suite 29, 18 Stirling Highway  
NEDLANDS WA 6009

Steinepreis Paganin  
Level 4, Next Building  
16 Milligan Street  
PERTH WA 6000

#### Share Registry

Advanced Share Registry  
150 Stirling Highway  
NEDLANDS WA 6009

#### Stock Exchange Listing

Australian Stock Exchange Limited  
(Home Branch - Perth)

ASX Code: ACS

#### Registered Office

Level 9, 250 Queen St  
MELBOURNE VIC 3000  
Telephone: +61 3 9670 0888

#### Exploration and Administration Office

4/29 Ord Street  
WEST PERTH WA 6005  
Telephone: +61 8 9481 3006

#### Contacts

Telephone: +61 8 9481 3006  
Facsimile: +61 8 9481 3007  
E-mail: [admin@accentresources.com.au](mailto:admin@accentresources.com.au)  
Website: [www.accentresources.com.au](http://www.accentresources.com.au)

Dear Shareholder

I am happy to present this Annual Report for Accent Resources NL.

Due to continued market uncertainty and unfavourable commodity prices advanced studies on our flagship Magnetite Range project remains on hold. Despite this, the Company acquired a sizable fenced land area in the light industrial zone in Perenjori for sample storage, and this land will be considered as a site office when the project develops in future. The Company remains committed to the project and continues to seek ways of progressing development in the future.

The Company has also been continuously assessing the Norseman and Meekatharra Gold projects. Although the current gold resources are unlikely to support a standalone operation, they represent opportunity for either a development joint venture or toll processing with local operators. A technical review of the previous resource and geological interpretation has taken place and logistical studies are currently underway.

As announced in late 2015, the Company acquired a \$4 million placement in MZI Resources Ltd (MZI) which is a new mineral sands producer at Keysbrook in WA. The Company's largest shareholder, Xingang Resources (HK) Ltd, provided the loan for this placement.

The Company has been keeping in close contact with MZI and have confidence that after some startup difficulties in 2016, the Keysbrook project is now producing at design capacity as per the announcement of 13<sup>th</sup> June 2017. MZI's ongoing focus on optimization and continuous improvement comes amid strengthening of the global market conditions for mineral sands products.

In conjunction with majority shareholders, Xingang Resources (HK) Ltd and Rich Mark Development (Group) Pty Ltd, the Company continues to assess opportunities and projects for acquisition in the expectation that it can increase the scale of the Company's position. The Company investigated some projects during the year but they did not satisfy the required criteria due to the uncertainty of their sustainability. The Board believes that the current market conditions provide the Company with opportunities and the Company will continue to look for and assess opportunities..

I thank shareholders for their loyalty and support during the past year and look forward to another prosperous year ahead.



**Yuzi Zhou**  
**Executive Chairman**

29 September 2017

Your Directors present their report together with the financial statements of Accent Resources NL ("the Company" or "ACS") for the year ended 30 June 2017.

## Directors

The Directors in office at the date of this report and at any time during the financial year are as follows. Directors were in office for the entire year unless otherwise stated.

Yuzi (Albert) Zhou – Director and Executive Chairman  
Dian Zhou He – Non-Executive Director and Deputy Chairman  
Jun Sheng (Jerry) Liang – Non-Executive Director  
Jie You (Alternate Director to Jun Sheng Liang)

## Information on Directors and officers

### Yuzi (Albert) Zhou

Director and Executive Chairman – appointed 8 May 2012

#### **Qualifications**

Bachelor of Engineering

#### **Experience**

Mr Zhou majored in Metal Physics and graduated from Beijing Science and Technology University with a Diploma of Bachelor of Engineer in 1985. Mr Zhou then joined Shougang Iron and Steel Company ("Shougang") in 1985. In his 9 years with Shougang he worked as an assistant engineer, as the engineer for a study of energy control and saving in iron and steel making process and then as department manager for the iron and steel international import and export business for both the United States and China. Mr Zhou then joined Itochu China Corporation as the Deputy Department Manager for the next 7 years, dealing mainly in steel products and the iron ore import and export business. The Itochu China Corporation was the largest trading company in the world. Since 2001 Mr Zhou has worked for Rio Tinto as a Superintendent Sales Manager importing and selling iron ore in China for more than 6 years. Later Mr Zhou worked as the Managing Director of China Nickel Resources Holdings Limited Company in Hong Kong for 4 years in their nickel ore and iron ore mining, exporting and importing business based in Asian areas. Mr Zhou is the Company Secretary of Xingang Resources (HK) Ltd ("Xingang Resources") in Hong Kong since 2011.

#### **Interest in Shares and Options**

Nil

#### **Other Current Directorships of Listed Companies**

Nil

#### **Former Directorships of Listed Companies in Last Three Years**

Nil

### Dian Zhou He

Non-Executive Director and Deputy Chairman – appointed 8 May 2012

#### **Qualifications**

Bachelor of engineering, EMBA

#### **Experience**

Mr He is the Chairman and President of Xingang Iron and Steel Company Limited ("Xingang Iron and Steel Company") of the Angang Group. He joined Xingang Iron and Steel Company after finishing his mining engineering studies in Baotou Iron and Steel University in 1985 and had further education in Huazhong University of Science and Technology where he was awarded an EMBA in 2005. He has been engaged in mining, iron making, steel production and overall company management over the last 26 years. Xingang Iron and Steel Company is a leading steel company in Henan Province of China with more than 6,300 employees and a total annual steel production output of 4.5 million tonnes. The turnover in 2009/2010 was RMB 9.6 billion. Mr He is also the Chairman of Xingang Resources, a subsidiary company of Xingang Iron and Steel Company established in Hong Kong for Australian business. Xingang Resources became the largest shareholder in the Company through an on market bid early 2012.

**Interest in Shares and Options** Shareholder of Xingang Resources (HK) Ltd which holds 98,026,518 ordinary shares (54.2%) in Accent Resources NL.

**Other Current Directorships of Listed Companies** Nil

**Former Directorships of Listed Companies in Last Three Years** Nil

### Jun Sheng (Jerry) Liang

Non-Executive Director – appointed 8 July 2009

**Qualifications** Bachelor of Science and Engineering.

**Experience** Mr Liang is Managing Director of Rich Mark Development (Group) Pty Ltd. He has 25 years' experience in international trade, including 11 years in COFCO, China's largest company, and 12 years in iron ore and steel trading.

**Interest in Shares and Options** Controlling Shareholder of Rich Mark Development (Group) Pty Ltd which holds 28,218,366 ordinary shares (15.6%) in Accent Resources NL.

**Other Current Directorships of Listed Companies** Nil.

**Former Directorships of Listed Companies in Last Three Years** Nil.

### Jie You

Alternate Director to Jun Sheng Liang – appointed 8 September 2011

**Qualifications** Bachelor of Science

**Experience** Mr You joined Xiamen International Trade Group (ITG) after he graduated from university in 1989 and worked in the international trade side of ITG for ten years. He was also General Manager of two ITG subsidiary companies between 1996 and 2000. Jie You has worked as a marketing manager for Rich Mark Development (Group) Pty Ltd (a bulk commodities company).

**Interest in Shares and Options** Nil.

**Other Current Directorships of Listed Companies** Nil.

**Former Directorships of Listed Companies in Last Three Years** Nil.

### Robert Allen

Company Secretary – appointed 1 July 2013

**Qualifications** Bachelor of Science and Bachelor of Business

**Experience** Mr Allen commenced his career as an exploration geologist. Since the early 1980's he has had over 35 years' experience in stockbroking, resources finance and banking, trading and risk management. During that time he also has had roles as CFO and Company Secretary and has also enjoyed the role of Director of an ASX listed company.

**Interest in Shares and Options** Nil.

**Other Current Directorships of Listed Companies** Nil.

**Former Directorships of Listed Companies in Last Three Years** Nil.

## Meeting of Directors

During the year, three meetings of directors were held. Attendances were:

Directors	Number Eligible to Attend	Number Attended
Jun Sheng (Jerry) Liang	3	3
Dian Zhou He	3	3
Yuzi (Albert) Zhou	3	3
Jie You	3	3

## Principal Activities

### Corporate Activities

The Company's strategy is to continue to concentrate on the identification of investment opportunities in the resources sector and development of existing projects. The objective is to identify mineral resource projects which have a clear pathway to production or monetisation.

### Results of Operations

The net loss of the Company after income tax for the year amounted to \$3,113,099 (2016: \$940,096).

### Dividends

No dividend has been paid or declared by the Company up to the date of this report. The Directors do not recommend that any amount be paid by way of dividend.

### Review of Operations

In conjunction with majority shareholder Xingang Resources (HK) Ltd the Company continues to assess investment opportunities and projects for acquisition or development. A summary of the Company's investments and projects are provided here.

#### 1. Investments:

##### MZI Resources NL

The Company announced on 30<sup>th</sup> November 2015 that it had acquired a substantial shareholding in MZI Resources Ltd ("MZI") which is a listed West Australian mineral sands producer (ASX Code: MZI). MZI carried out a \$43 million share placement in three Tranches, the first two of which the Company participated in. The Company acquired 10 million shares or 6.25% of MZI at an issue price of 40 cents for a total consideration of \$4.0 million. The third Tranche of the placement, which took place in late February 2016, and subsequent issues have diluted the Company's interest to 4.7%. The Company currently holds 10 million shares.

The Company funded its participation in the MZI placement by way of a \$4.0 million loan facility extended by the Company's major shareholder Xingang Resources (HK) Ltd.

In November 2015, MZI commissioned a mineral sands mine at Keysbrook which is 70km south of Perth. During 2016 the project was expected to ramp up to its initial production target of 96ktpa of leucon and zircon concentrate comprising 38ktpa of L88, 29ktpa of L70, and 29ktpa of zircon concentrate. However, despite the project being completed on time and within budget, the operating performance in 2016 was disappointing with production being 55-60% of design capacity and operating costs being above budget. Performance in 2016 was affected by below design level recoveries in the WCP (necessitating an additional 48 spirals to be installed), and mining problems caused by equipment breakdown, long haul distances and noise restrictions limiting 24 hour operations.

In November 2016, MZI announced a board and management transition with Mr Rod Baxter becoming the new Chairman and Mr Steve Ward becoming the interim Managing Director. At the same time it also advised that a US\$16 million debt funding package had been provided by the major shareholder Resource Capital Fund VI LP. The funding package was for plant modifications and working capital.

Since early 2017 the operations have been performing well with design level recoveries being achieved, new mining equipment being installed, and mining taking place at a new area which has reduced haul distances and allowed 24 hour operations. In early May 2017, MZI announced that it had appointed a new Managing Director Mr Martin Purvis who commenced on 1<sup>st</sup> July

2017. Later that month it announced that it had secured an additional US\$5 million funding package from Resource Capital Fund VI L.P. for land acquisition.

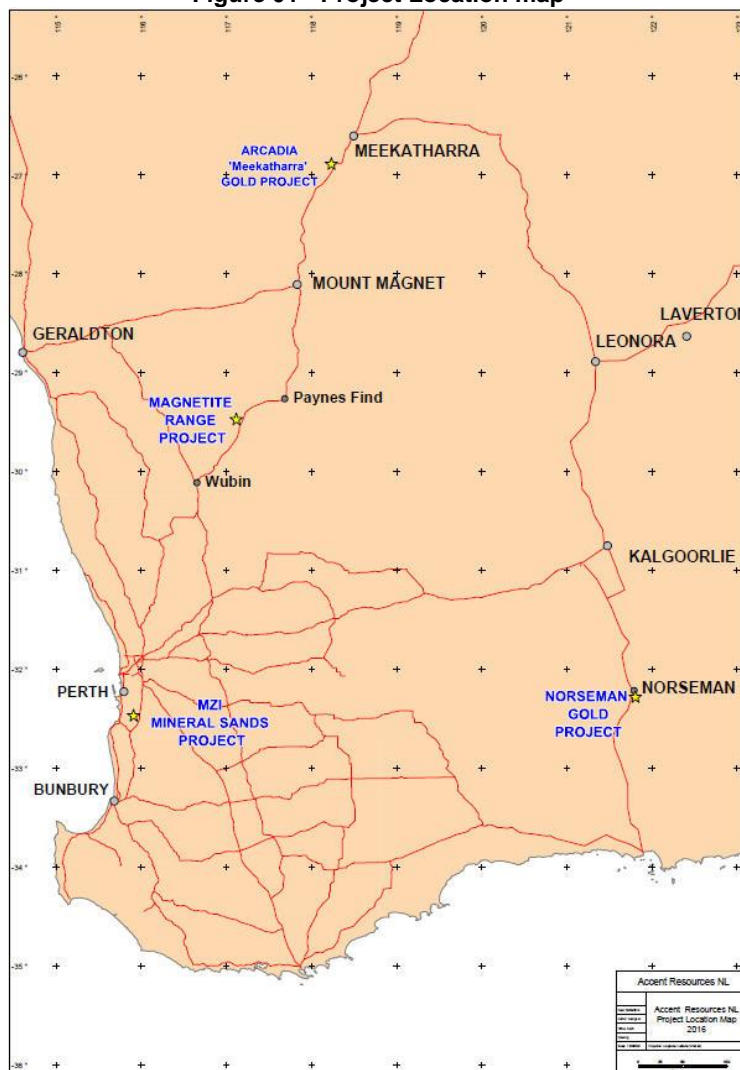
Keysbrook is a high value, low cost operation and is expected to be the world's largest primary producer of leucoxene. With resources equivalent to 30 years mine life at initial production rates it has significant expansion potential. The Keysbrook project has mineral resources totalling 155mt at 2.0% heavy mineral content and within these resources Proved and Probable Reserves are 72.1mt at 2.2% heavy mineral grade. The reserves are sufficient for 15 years at the initial production rate.

## 2. Projects

Accent Resources NL is the 100% owner of the Magnetite Range Project located approx. 310km north northeast of Perth, the Arcadia 'Meekatharra' Gold Project located 45km south west of Meekatharra and the Norseman Gold Project located 5km south east of Norseman (refer Fig 01).

Principal activities during the financial year include project review and evaluation. The Meekatharra project saw the completion of two geophysical data acquisition surveys (gravity and aeromagnetic). An independent geophysical project wide evaluation and report identified 41 potential targets within the tenement which have been internally ranked. Drilling has been recommended over 3 target areas and is in the process of being designed over Target 1. The Norseman project increased in size after grant of P63/1997 and P63/2052 (application pending) and 11 of the 13 tenements being consolidated into an MLA63/657 application (pending). Native Title negotiations are progressing; an independent resource check was completed by an independent Engineering company. A technical consultancy has been engaged to complete a project wide high level technical review which is currently still pending. The Magnetite Range Project has seen an external gap analysis completed by an independent engineering consultancy, further metallurgical test work has been recommended and is due to commence late 2017; further exploration has been designed over 3 areas and is currently in the application process, the Company remains committed to the project and will continue to seek ways of progressing development in the future.

**Figure 01 - Project Location map**



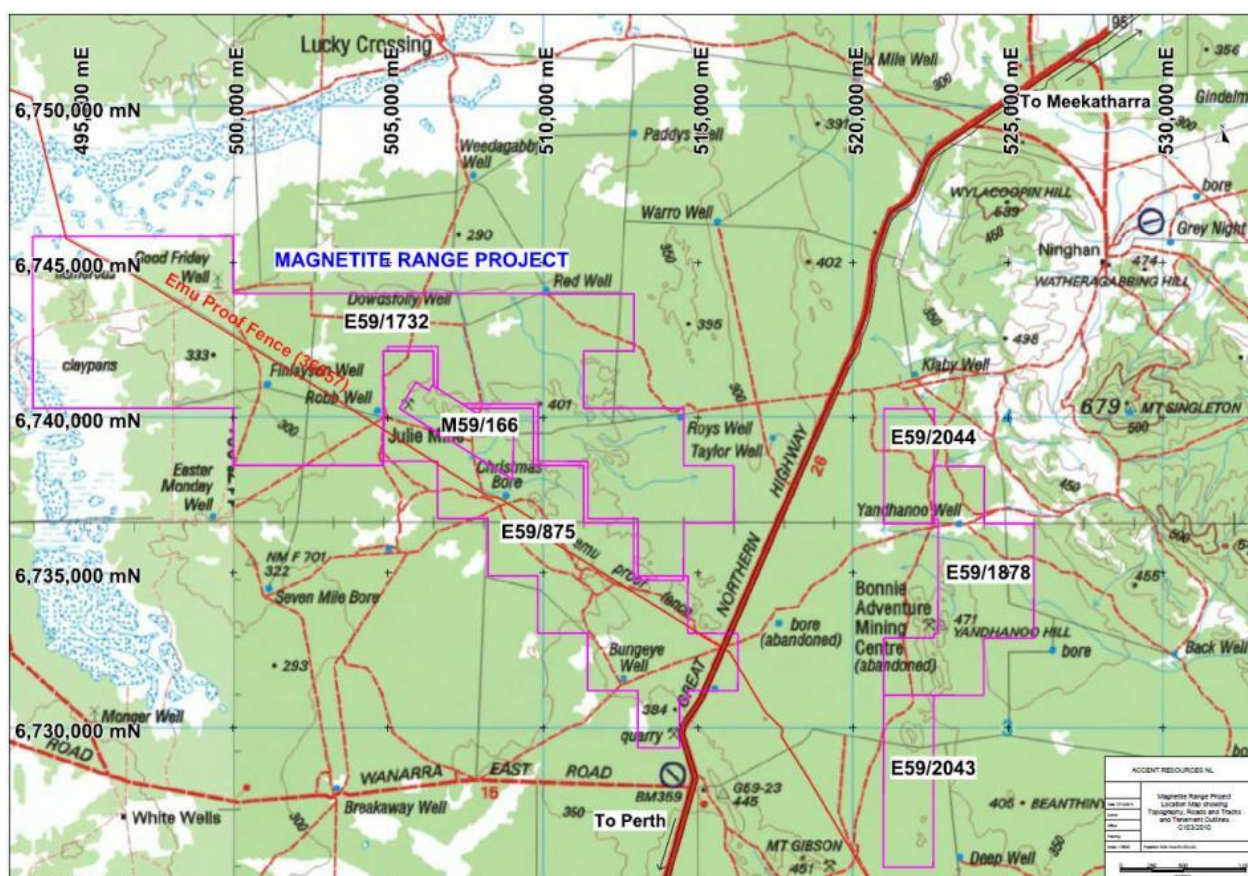


## MAGNETITE RANGE IRON ORE PROJECT (ACS 100%)

The Magnetite Range Project is an advanced iron magnetite project, with green field gold and iron ore potential located approximately 310km north northeast of Perth and 250km east southeast of Geraldton in the Shire of Yalgoo. The project area covers portions of the Ninghan, White Wells and Wanarra pastoral stations immediately west of the Great Northern Highway between Wubin and Paynes Find.

The project is well located in the southeast of the developing midwest iron ore region and located immediately northwest along strike of the operating Extension Hill (also known as Mt Gibson) iron ore project (refer Fig 02). The Extension Hill project has a dual ownership structure between Mount Gibson Iron Ltd (ASX:MGX) and unlisted company Asia Iron Australia Pty Ltd. Karara DSO and magnetite iron mine, which is a Joint Venture between Gindalbie Metals Ltd (ASX:GBG) and Chinese Steel producer Anshan Iron and Steel Group ("Ansteel"), is also located 45km to the north east.

Figure 02 - Magnetite Range Project – showing main access tracks, tenement outline on Topography



The main banded iron formation ("BIF") ridges form low topographic highs (up to 30m in the south) or otherwise are buried beneath thin cover. Magnetite mineralization is contained within northwest and west northwest striking BIF units extending for over 14km of strike. The majority of the project area is within E59/875 and is characterised by two adjacent BIF units with an additional thinner unit occurring at the Hematite Hill prospect area in the south. The BIF package in the Hematite Hill area is up to 400m true thickness. The BIF units are sub vertical to steeply dipping east between Hematite Hill and Retaliation; this can shallow to an approximately 50° dipping northeast at Julia. Drilling completed indicates that the BIF units remain open at depth.

A total of 21,844m (12,218m of diamond drilling and 9,626m of Reverse Circulation ("RC")) resource drilling was completed between 2008 and 2010 and used to estimate a revised total JORC resource of 434.5 Mt at 31.4% Fe at 15% weight recovery cut off, as announced to the ASX on 28 November 2012. The Mineral Resource estimate is detailed in Summary Resources Statements section at end of report. The Company continues to progress further studies of the Magnetite Range project in the form of internal reviews, targeting, land access and acquisition, infrastructure, logistics studies and corporate options for project development. An external gap analysis technical review was completed during May 2017 by an independent engineering company. Preliminary data supports the commencement of a pre-feasibility study to be undertaken; additional test work plans have been designed. Soils sampling and RC Drilling have also been proposed and are currently in the application process.

### **NORSEMAN GOLD PROJECT (ACS 100%)**

The Norseman project comprises five Mining Leases and eight Prospecting Licences covering an area of approximately 256 hectares and is located 5km south of Norseman in the Dundas Mineral Field. Mining Lease Application (MLA63/567) was applied for on the 3<sup>rd</sup> September 2015 and is currently pending. This application includes 4 Mining Leases (M63/225; 226; 247 and 369) and 7 Prospecting Leases (P63/1380; 1381; 1383; 1384; 1642; 1893 and 1904) and will consolidate tenure for the project. Native Title negotiations are currently underway with the local Ngadju for this application. P63/1997 was recently granted on 4<sup>th</sup> July 2016, subsequent to the MLA application and reporting period, P63/2052 was applied for on 20<sup>th</sup> June 2016 and was pending at the time of completing this report (refer Fig 03).

The project area occurs within a strongly mineralised portion of the southern Norseman – Wiluna greenstone belt of the Yilgarn Craton. The local geology consists predominantly of Archaean banded cherty siltstone / ironstone formations interbedded with mafic volcanic and intrusives. The ironstones, referred to as the Eastern and Western Banded Ironstones contain flanking volcanics and chert breccias, passing into fine clastics and magnetite ironstones.

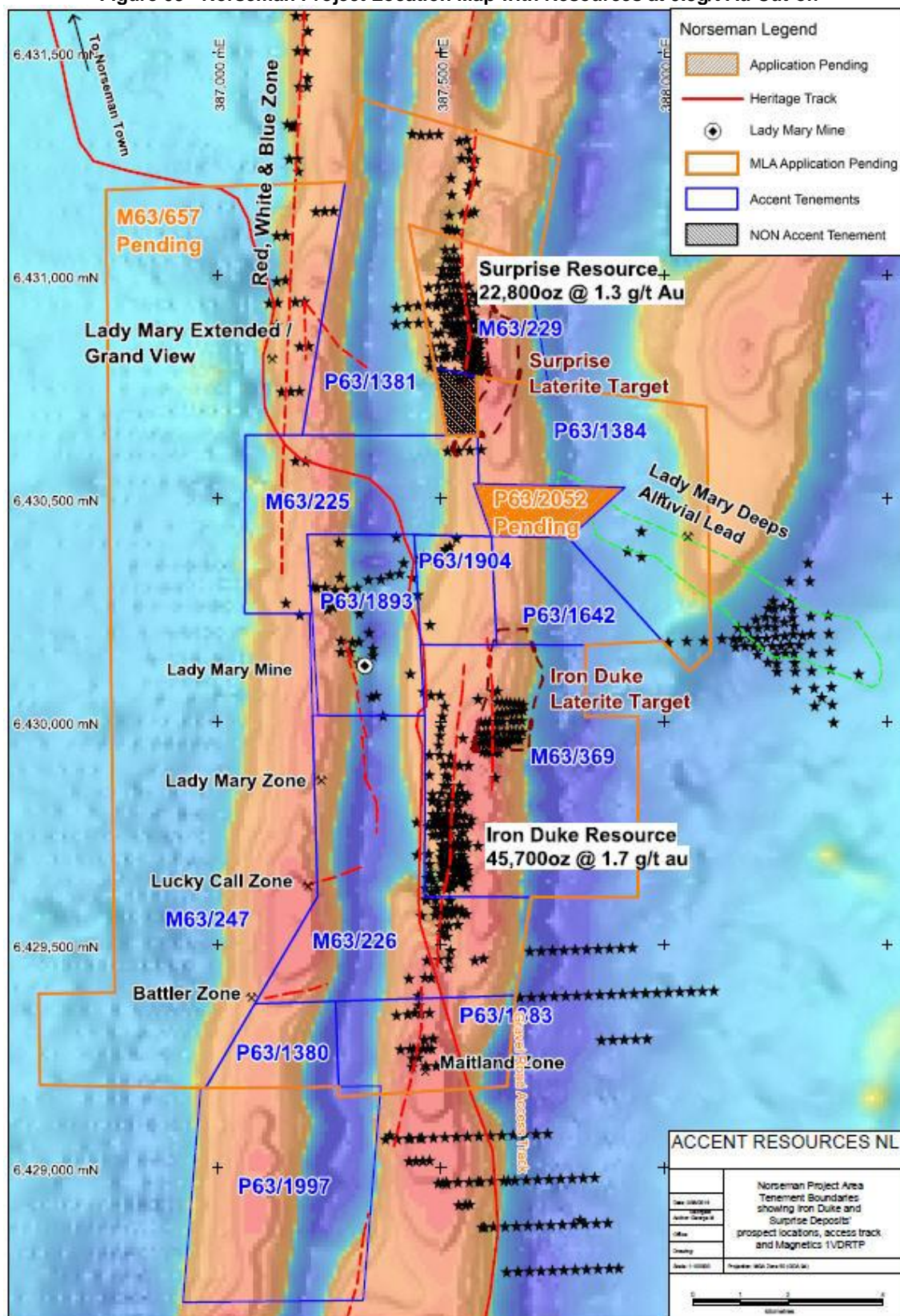
Gold mineralisation occurs predominantly along the Mt Henry Shear within the core of the eastern Ironstone (Surprise – Iron Duke – Maitland/Break O'Day Trend) and along the eastern margin of the western Ironstone (Lady Mary Trend). Additional mineralisation occurs in east northeast – west south west trending cross-cutting structures (Luck Call, Battler). The most significant mineralisation discovered to date consists of the north-south trending Iron Duke (40,700oz @ 1.9g/t Au) and Surprise (18,800oz @ 1.5g/t Au) gold deposits along the Mt Henry Shear (99 percentile upper cut, 1.0g/t Au lower cut off) (as announced to the ASX on 26 November 2012). Over 70-80% of these resources are shallow, within 50m of surface. The Mineral Resource estimate is detailed in Summary Resources Statements section at end of report.

Resource estimation and pit optimization studies of the Surprise – Iron Duke Resources were completed during 2012 to assess their potential and economic viability. The current gold resources are unlikely to support a stand-alone operation but represent opportunity for either a development joint venture or toll processing with local operators. A technical review of the previous resource and geological interpretation took place during the reporting period which resulted in a similar outcome to previous studies. Further work is recommended on this project to increase geological and metallurgical understanding +/- increase resources and reduce risk related to some aspects of data quality. An improvement in the geological classification and the contained resources can be expected.

Tenements P63/1893 and 1904 cover the historically significant Lady Mary mine. Lady Mary was the subject of sporadic mining since the early 1900's with early reported production exceeding 26,000oz at grades greater than 20g/t Au. Mineralisation is associated with the Lady Mary Shear and hosted by an east dipping northeast plunging quartz vein which occurs at the eastern contact of the Western Ironstone with gabbro. Proposed work should include a review of geological information and construction of 3-dimensional model to accurately predict the plunge of the high grade Lady Mary shoot. This will utilise surveyed information, historical drilling and underground mine plans. Drilling of the untested but significantly mineralised structure south and along strike of the historic Lady Mary mine is also recommended.



Figure 03 - Norseman Project Location Map with Resources at 0.5g/t Au Cut-off



### **ARCADIA (MEEKATHARRA) GOLD PROJECT (ACS 100%)**

The Arcadia 'Meekatharra' project (E51/1209) is located approximately 45km south west of Meekatharra in the Murchison District of the Murchison Mineral Field, Western Australia.

The Meekatharra project is underlain by an attenuated and faulted southern extension of the Archaean Abbots Greenstone Belt, largely buried beneath superficial cover. The greenstone succession comprises tholeiitic volcanic rocks, fine grained clastics, felsic volcanic and mafic intrusions lying between Tuckanurra, Big Bell and Meekatharra.

Transported valley fill alluvium, related to the Hope River paleo drainage system and the saline lake deposits at Lake Annean, have masked the majority of bedrock. The transported cover varies between 4-100m thickness and underlying geology has been deduced from regional aeromagnetic interpretation and minimal drilling located over the Hope River prospect area, see Meekatharra Project Map figure 4.

The Hope River Prospect gold mineralisation was historically defined with Air Core (AC) drilling during the early 1990's by WMC Resources Ltd. During the late 1990's Atlantic Gold and Tantalum Australia NL completed further (AC) and Reverse Circulation (RC) and Diamond (DD) follow up drilling respectively. Drilling from Tantalum Australia NL (RC and DD) showed extensive supergene gold mineralisation within the weathered zone.

RC and DD has identified a 'blind' gold bearing sulphidic quartz dolerite over approximately 2km strike length of the north – south trending mylonitic zone, (Hope River Shear zone) along a splay fault off the regional north east striking Abernethy Shear Zone that occurs immediately west of the licence area. The most significant gold mineralization is associated with quartz dolerite intrusions along a western mineralized shear of the Hope River Shear Zone and requires further follow up. The most significant or best intersections include:

- MHD46 - 8m @ 4.24g/t Au from 161m (616300mE 7023950mN)
- MHC21 - 8m @ 3.89g/t Au from 57m or 5m at 5.94g/t Au from 60m ( 616370mE 7023235mN)
- MHC33 - 3m at 5.93g/t Au from 69m (616310mE 7024120mN)
- MHC15 -12m at 1.7g/t Au from 57m (616370mE 7024120mN)

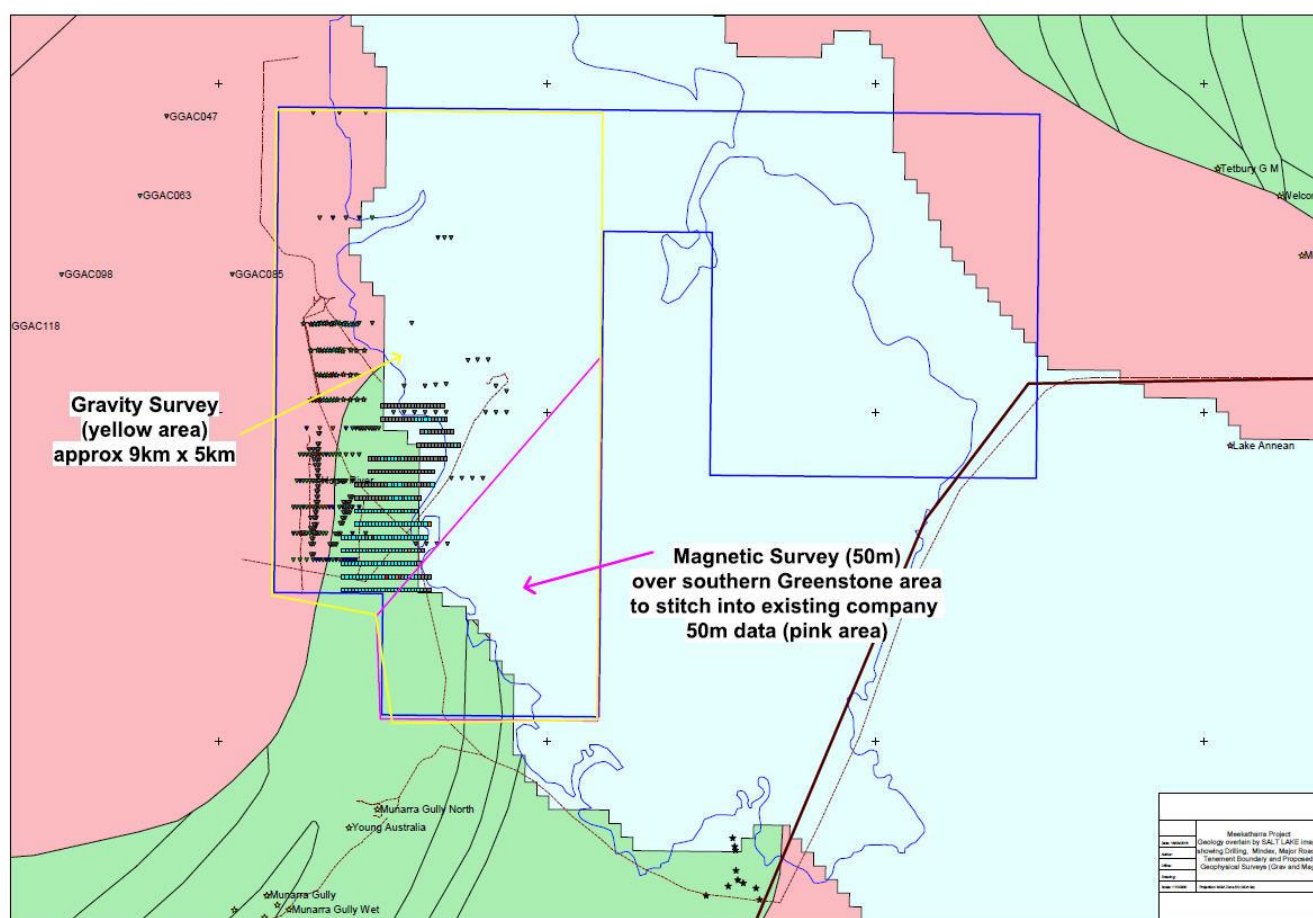
The northern strike extension of the Hope River Prospect was drilled with AC during 2012 by Accent Resources and returned anomalous composite assay results (peak 8m@1.2g/t Au) over more than 1km, RC follow up drilling was recommended but never completed.

ACS was granted the tenement during 2008 and are currently in their second 5 year grant period due to expire mid-2018. Work completed during tenure includes regional field mapping, regional aeromagnetic interpretation and 2 ground line traverses, database compilation, soil sampling and AC drilling.

Due to the lack of subsurface information and a high proportion of salt lake cover, two geophysical surveys were undertaken during the financial year; gravity (western portion) and aeromagnetic (eastern infill) These were designed to help define geological architecture and preliminary local scale target definition. Southern Geoscience Consultants 'SGC' completed a high level geophysical report which identified 41 conceptual targets based on combined historical geological mapping, all available drill data and geophysics. Accent Resources has ranked these targets and have prioritized the top 3 targets and designed drilling over Target one. A POW application is currently in the process of being completed and on condition of board approval.

There are also a number of geochemical gold anomalies defined by regolith drilling which require follow up on the western and eastern flank of the Hope River Prospect which have so far received little attention.

**Figure 4 - Meekatharra Project Location Map – Geology showing Gravity Survey Outline (yellow), Magnetic Survey area (Pink) historical drilling, soils and salt lake extent (pale blue)**



## Financial Position

The net assets of the Company are \$1,868,518 (2016: \$3,338,912). Full details of the financial position of the Company can be found in the Financial Statements section within this Annual Report.

## Significant Changes in State of Affairs

There were no significant changes in the state of affairs of the Company during the financial year other than those disclosed on page 5 (Corporate Activities).

## After Balance Date Events

Subsequent to the end of the financial year the Company signed an agreement with Rich Mark Development Group Pty Ltd to extend the term of the existing \$1 million unsecured loan from 31 August 2018 to 31 August 2020, with repayment due on 2 September 2020. The loan will continue to accrue interest six monthly at 4% pa.

In addition the Company received a further \$1 million, subsequent to the year end, from Rich Mark Development Group Pty Ltd. The loan is unsecured and subject to interest at 4% pa which accrues six monthly and is payable along with the principle at maturity. The loan matures on 19 August 2019.

No other matters or circumstances have arisen since the end of the financial year which significantly affected or may significantly affect the operations of the Company, the results of those operations, or the state of affairs of the Company in future financial years.

## Future Developments, Prospects and Business Strategies

The Company intends to continue to pursue its goals of identification of investment opportunities in the resources sector and development of existing projects.



## **Environmental Issues**

The Company is aware of its environmental obligations with regards to its exploration activities and ensures that it complies with all regulations when carrying out any exploration work.

## **Shares Under Option**

There are no unissued ordinary shares of the Company under option at the date of this report.

No Share options were granted during the financial year (2016: Nil).

## **Proceedings on Behalf of the Company**

No person has applied to the Court under section 237 of the *Corporations Act 2001* for leave to bring proceedings on behalf of the Company, or to intervene in any proceedings to which the Company is a party, for the purpose of taking responsibility on behalf of the Company for all or any part of those proceedings.

No proceedings have been brought or intervened in on behalf of the Company with leave of the Court under section 237 of the *Corporations Act 2001*.

## **Indemnification and Insurance of Officers**

In accordance with the constitution, except as may be prohibited by the *Corporations Act 2001* every Officer of the Company shall be indemnified out of the property of the Company against any liability incurred by him in his capacity as Officer, auditor or agent of the Company or any related corporation in respect of any act or omission whatsoever and howsoever occurring or in defending any proceedings, whether civil or criminal. Accordingly the Company has in place Directors and Officers Insurance and the total amount of insurance contract premiums paid was \$6,875 (2016:\$ 6,875).

## **Auditor's Independence Declaration**

The auditor's independence declaration for the year ended 30 June 2017 has been received and can be found on page 50 of the Financial Statements.

## **Non-audit Services**

The Board of Directors is satisfied that the provision of non-audit services during the period is compatible with the general standard of independence for auditors imposed by the *Corporations Act 2001*. The directors are satisfied that services disclosed below did not compromise the external auditor's independence for the following reasons:

- all non-audit services are reviewed and approved by the Board prior to commencement to ensure that they do not adversely affect the integrity and objectivity of the auditors; and
- the nature of the services provided do not compromise the general principles relating to audit independence as set out in the Institute of Chartered Accountants in Australia and APES 110: Code of Ethics for Professional Accountants set by the Accounting Professional and Ethical Standards Board.

No fees for non-audit services were paid/payable to the external auditors during the year ended 30 June 2017 (2016: nil).

## **Corporate Governance**

In recognising the need for the highest standards of corporate behaviour and accountability, the Directors of Accent Resources NL support and adhere to the principles of corporate governance. The Company's Corporate Governance Statement is contained in the subsequent section of this report and on its website at [www.accentresources.com.au](http://www.accentresources.com.au).

## **Remuneration Report (Audited)**

The Remuneration Report is set out under the following main headings:

- A Directors and Key Management Personnel
- B Principles Used to Determine the Nature and Amount of Remuneration
- C Service Agreements
- D Details of Remuneration
- E Share-based Compensation
- F Equity Instrument Disclosures Relating to Key Management Personnel
- G Other Transactions

The information provided in this Remuneration Report has been audited as required by section 308 (3C) of the *Corporations Act 2001*.

## Voting and Comments made at the Company's 2016 Annual General Meeting

The Company received 99.99% of "yes" votes on its remuneration report for the 2016 financial year. The Company notes that this was an improvement on the previous year and reflects the conservative remuneration practices of the Company.

### A. Directors and Key Management Personnel

The remuneration arrangements detailed in this report relate to the following Directors and key management personnel as follows:

Yuzi (Albert) Zhou – Executive Chairman  
Dian Zhou He – Deputy Chairman  
Jun Sheng Liang – Non Executive Director  
Jie You – Alternative Director to Jun Sheng Liang  
Mr. Robert Allen – Company Secretary

### B. Principles Used to Determine the Nature and Amount of Remuneration

The Board recognises that Accent Resources NL operates in a global environment. To prosper in this environment we must attract, motivate and retain key executive staff.

In determining competitive remuneration rates, the Board, acting in its capacity as the remuneration committee, seeks independent advice on local and international trends among comparative companies and the mining and exploration sector generally. It examines terms and conditions for employee incentive schemes benefit plans and share plans. Independent advice may be obtained to confirm that executive remuneration is in line with market practice and is reasonable in the context of Australian executive reward practices.

No remuneration consultants were utilised in the current year to determine remuneration.

#### Board Remuneration

Shareholders approve the maximum aggregate remuneration for Non-Executive Directors. The Board determines actual payments to directors and reviews their remuneration annually. This is based on independent external advice with regard to market practice, relativities, and the duties and accountabilities of directors.

#### Performance-based Remuneration

At this stage of the Company's development and being an exploration company, there are no remuneration policies which link remuneration to company performance.

The principles supporting our remuneration policy are that:

- Reward reflects the competitive global market in which the Company operates.
- Remuneration arrangements are equitable and facilitate the development of senior management across the Company.

The tables below set out summary information about the Company's movements in shareholder wealth for the five years to 30 June 2017:

	30 June 2017 \$	30 June 2016 \$	30 June 2015 \$	30 June 2014 \$	30 June 2013 \$
Revenue	28,425	96,832	54,743	130,480	259,576
Net loss before tax	(3,113,099)	(940,096)	(13,881,285)	(2,656,578)	(715,140)
Net loss after tax	(3,113,099)	(940,096)	(13,881,285)	(2,656,578)	(715,140)
	30 June 2017 \$	30 June 2016 \$	30 June 2015 \$	30 June 2014 \$	30 June 2013 \$
Share price at start of year	0.08	0.14	0.21	0.23	0.27
Share price at end of year	0.03	0.08	0.14	0.21	0.23
Basic earnings per share	(1.72)	(0.52)	(7.67)	(1.47)	(0.40)

No dividends have been declared.

### C. Service Agreements

## Employment Contracts of Directors and Senior Executives

The Executive Chairman, Mr Yuzi Zhou, has an ongoing arrangement with the Company which was put in place with effect on 1 July 2014. Mr Zhou receives a salary of \$168,000 per annum and either party may terminate this agreement at any time by giving a three month's written notice.

The Non-Executive Directors and Company Secretary have been appointed on an ongoing basis and have no retirement benefit allowances (neither current nor accrued), and the Company has no obligations to Directors upon their cessation from office.

There are no additional employment contracts relating to Directors or the Company Secretary other than what is outlined above.

## D. Details of Remuneration

The remuneration for each Director and other members of key management personnel during the year was as follows:

### 2017

Key Management Personnel	Short-term Benefits				Share based Payment		Total	Performance Related
	Salary & Fees	Non-cash benefit	Post employment benefits	Other	Equity	Options		
	\$	\$	\$	\$	\$	\$	\$	%
Dian Zhou He	50,000	-	-	-	-	-	50,000	-
Jun Sheng (Jerry) Liang	32,877	-	3,123	-	-	-	36,000	-
Yuzi (Albert) Zhou	168,000	-	15,960	-	-	-	183,960	-
Robert Allen	25,000 <sup>1</sup>	-	-	-	-	-	25,000	-
	275.877	-	19.083	-	-	-	294.960	-

### 2016

Key Management Personnel	Short-term Benefits				Share based Payment		Total	Performance Related
	Salary & Fees	Non-cash benefit	Post employment benefits	Other	Equity	Options		
	\$	\$	\$	\$	\$	\$	\$	%
Dian Zhou He	50,000	-	-	-	-	-	50,000	-
Jun Sheng (Jerry) Liang	32,877	-	3,123	-	-	-	36,000	-
Yuzi (Albert) Zhou	168,000	-	15,960	-	-	-	183,960	-
Robert Allen	29,174 <sup>2</sup>	-	-	-	-	-	29,174	-
	280,051	-	19,083	-	-	-	299,134	-

Jie You received no remuneration for his role as alternate director during the year ended 30 June 2017 (2016: nil).

## E. Share-based Compensation

### Share-based Compensation

There were no shares issued (2016: nil) and no share options granted (2016: nil) as compensation to Directors and executives during the financial year. There are no outstanding share options granted in prior periods owned by Directors or executives.

### Shares Issued Upon Exercise of Remuneration Options

No shares have been issued upon exercise of options granted as compensation in prior years to key management personnel. (2016: nil).

<sup>1</sup> Mr Rob Allen invoices the Company as a contractor for his services.

<sup>2</sup> Mr Rob Allen invoices the Company as a contractor for his services.



## F. Equity Instrument Disclosures Relating to Key Management Personnel

- (i) Options provided as remuneration and shares issued on any exercise of such options

No share options were granted to Key Management Personnel as remuneration during the financial year (2016: nil).

- (ii) Option holdings

There are no options on issue. (2016: nil)

- (iii) Share holdings

The number of ordinary shares in the Company held during the financial year by each Director and any other Key Management Personnel of the Company, including related parties, are set out below.

### Number of Shares Held by Key Management Personnel

30 June 2017	Balance at beginning of year	Received as Compensation	Options Exercised	Net Change Other	Balance at end of year
Dian Zhou He	98,026,518	-	-	-	98,026,518
Jun Sheng (Jerry) Liang	28,218,366	-	-	-	28,218,366
Yuzi (Albert) Zhou	-	-	-	-	-
Jie You	-	-	-	-	-
Robert Allen	-	-	-	-	-
	126,244,884	-	-	-	126,244,884


30 June 2016	Balance at beginning of year	Received as Compensation	Options Exercised	Net Change Other	Balance at end of year
Dian Zhou He	98,026,518	-	-	-	98,026,518
Jun Sheng (Jerry) Liang	28,218,366	-	-	-	28,218,366
Yuzi (Albert) Zhou	-	-	-	-	-
Jie You	-	-	-	-	-
Robert Allen	-	-	-	-	-
	126,244,884	-	-	-	126,244,884

## G. Other Transactions

There are no other transactions or balances to disclose.

## End of the Audited Remuneration Report

Signed in accordance with a resolution of the Board of Directors made pursuant to s.295(5) of the *Corporations Act 2001*.



Yuzi Zhou  
Executive Chairman  
Dated this 29<sup>th</sup> day of September 2017

## ACCENT RESOURCES NL CORPORATE GOVERNANCE STATEMENT

### CORPORATE GOVERNANCE STATEMENT

As a company listed with the ASX Limited (ASX), Accent Resources NL must report on its main corporate governance practices by reference to the Principles and Recommendations of the ASX Corporate Governance Council (the Council). This Report is prepared with reference to the Council's Corporate Governance Principles and Recommendations with 2014 Amendments as published in March 2014 which also contains guidelines to companies as to how they should report in relation to the Principles (Guide).

#### PRINCIPLE 1 – LAY SOLID FOUNDATIONS FOR MANAGEMENT AND OVERSIGHT

*Recommendation 1.1 – A listed entity should establish and disclose the respective roles and responsibilities of its board and management and how their performance is monitored and evaluated.*

The Board of Directors has been charged by members to oversee the affairs of the Company to ensure that they are conducted appropriately and in the interests of all members. The role of the Board includes:

- (a) providing leadership and setting the strategic objectives of the entity;
- (b) appointing the Chair and independent Directors;
- (c) appointing and, when necessary, replacing the CEO;
- (d) approving the appointment and, when necessary, replacement of senior executives;
- (e) overseeing the implementation of strategic objectives;
- (f) approving budgets and major capital expenditure;
- (g) approving the integrity of the reporting systems;
- (h) overseeing the process for making timely and balanced disclosure;
- (i) ensuring appropriate risk management framework is in place;
- (j) appropriate remuneration framework; and
- (k) monitoring performance of governance practices.

The Board has delegated to the relevant appointed CEO or other appointed management, the management of the day-to-day operations and administration of the Company, consistent with the objectives and policies set down by the Board. The CEO or appointed management is directly accountable to the Board for the performance of the management team. The CEO position is vacant at present and this function is being performed by the Executive Chairman.

*Recommendation 1.2 – A listed entity should undertake checks before appointing a director and provide shareholders with all relevant information.*

The following information about a candidate standing for election or re-election as a director should be provided to shareholders;

- (a) Biographical detail;
- (b) Details of other directorships;
- (c) Statement of suitability to be a director, and
- (d) Term of office currently served by the director.

*Recommendation 1.3 – A listed entity should have a written agreement with each director and senior executive setting out the terms of the appointment.*

Recommendation 1.4 Company Secretary should be accountable directly to the Board through the Chair.

Recommendation 1.5 – A listed entity should have a diversity policy for achieving gender diversity.

## PRINCIPLE 2 – STRUCTURE THE BOARD TO ADD VALUE

Recommendation 2.1 – The Board of a listed entity should have a nomination committee.

Recommendation 2.2 – A listed entity should have and disclose a skills matrix setting out the skills and diversity of the board.

The skills of each director is set out in the Directors Report.

Recommendation 2.3 – A listed entity should disclose the names of the independent directors.

Recommendation 2.4 – A majority of the Board of a listed entity should be independent directors.

Recommendation 2.5 – The chair of the Board of a listed company should be an independent director and should not be the same person as the CEO.

The current Board comprises three Directors – two Non-Executive Directors and one Executive Director. The Executive Chairman is performing the functions of a CEO. There are no independent Directors at the date of this report. A Director is assessed as being independent according to the following criteria.

An Independent Director is a Non-Executive Director (i.e. is not a member of management) and:

- (a) holds less than 5% of the voting shares of the Company and is not an Officer of, or otherwise associated directly or indirectly with, a shareholder of more than 5% of the voting shares of the Company;
- (b) within the last three years has not been employed in an executive capacity by the Company or another group member, or been a Director after ceasing to hold any such employment;
- (c) within the last three years has not been a principal of a material professional adviser or a material consultant to the Company or another group member, or an employee materially associated with the service provided;
- (d) is not a material supplier or customer of the Company or other group member, or an officer of or otherwise associated directly or indirectly with a material supplier or customer;
- (e) has no material contractual relationship with the Company or another group member other than as a Director of the Company;
- (f) has not served on the board for a period which could, or could reasonably be perceived to, materially interfere with the Director's ability to act in the best interests of the Company; and
- (g) is free from any interest and any business or other relationship which could, or could reasonably be perceived to, materially interfere with the Director's ability to act in the best interests of the Company.

## PRINCIPLE 3 – PROMOTE ETHICAL AND RESPONSIBLE DECISION-MAKING

Recommendation 3.1 - Companies should establish a code of conduct and disclose the code or a summary of the code:

3.1.1 the practices necessary to maintain confidence in the Company's integrity;

3.1.2 the practices necessary to take into account their legal obligations and the reasonable expectations of their stakeholders; and

3.1.3 the responsibility and accountability of individuals for reporting and investigating reports of unethical practices.

Recommendation 4.1 - The Board should establish an Audit Committee

It is the Board's responsibility to ensure that an effective internal control framework exists within the entity. This includes internal controls to deal with both the effectiveness and efficiency of significant business processes, the safeguarding of asset, the maintenance of proper accounting records and the reliability of financial information as well as non-financial considerations.

Having regard to the current size and activities of the Company, the Board will retain responsibility for the duties outlined in the Audit and Risk Committee Charter on the Company's website. As the size and composition of the Board increases over time, the Board will delegate these duties to an Audit and Risk Management Committee.

Recommendation 4.2 - The Audit Committee should be structured so that it: Consists only non-executive directors; consists of a majority of independent directors; is chaired by an independent chair, who is not chair of the Board; and has at least three members.

Having regard to the current size and activities of the Company, the Board will retain responsibility for the duties outlined for an Audit Committee. As the size and composition of the Board increases over time, the Board will delegate these duties to an Audit and Risk Committee (the "Committee"), whose composition can then be determined in accordance with the below.

The Committee must comprise at least three members.

- (a) All members of the Committee must be Non-Executive Directors.
- (b) A majority of the members of the Committee must be Independent Non-Executive Directors.
- (c) The Board will appoint members of the Committee. The Board may remove and replace members of the Committee by resolution.
- (d) All members of the Committee must be able to read and understand financial statements.
- (e) The Chairman of the Committee may not be the Chairman of the Board of Directors and must be independent.
- (f) The Chairman shall have leadership experience and a strong finance, accounting or business background.
- (g) The external auditors, the other Directors, the Managing Director, Chief Financial Officer, Company Secretary and senior executives, may be invited to Committee meetings at the discretion of the Committee.

The Board is satisfied that it has sufficient financial, public company, industry sector and business expertise to discharge its duties in terms audit and risk management at this stage of the Company's development.

Recommendation 4.3 - The Audit Committee should have a formal charter

The Company policy is to appoint external auditors who demonstrate independence, quality and performance. The performance of the external auditor is reviewed on an annual basis.

Recommendation 4.4 - Companies should provide the information indicated in the Guide to reporting on Principle 4.

The Company has provided this information.

**PRINCIPLE 5 – MAKE TIMELY AND BALANCED DISCLOSURE**

Recommendation 5.1 - Companies should establish written policies designed to ensure compliance with ASX Listing Rule disclosure requirements and to ensure accountability at a senior executive level for that compliance and disclose those policies or a summary of those policies.

## ACCENT RESOURCES NL CORPORATE GOVERNANCE STATEMENT

8



The Company must comply with continuous disclosure requirements arising from the Corporations Act and the Listing Rules of the Australian Securities Exchange (ASX).

The general rule, in accordance with ASX Listing Rule 3.1, is that once the Company becomes aware of any information concerning it that a reasonable person would expect to have a material effect on the price of value of the Company's securities, the Company must immediately disclose that information to the ASX.

The Company has in place a written policy on information disclosure and relevant procedures.

The focus of these procedures is on continuous disclosure compliance and improving access to information for investors.

The Company Secretary is responsible for:

- (a) overseeing and co-ordinating disclosure of information to the relevant stock exchanges and shareholders; and
- (b) providing guidance to Directors and employees on disclosure requirements and procedures.

Price sensitive information is publicly released through ASX before it is disclosed to shareholders and market participants. Distribution of other information to shareholders and market participants is also managed through disclosure to the ASX.

Information is posted on the Company's website after the ASX confirms an announcement has been made, with the aim of making the information readily accessible to the widest audience.

Recommendation 5.2 - Companies should provide the information indicated in the Guide to reporting on Principle 5

The Company has provided this information.

### PRINCIPLE 6 – RESPECT THE RIGHTS OF SHAREHOLDERS

Recommendation 6.1 - Companies should design a communications policy for promoting effective communication with shareholders and encouraging their participation at general meetings and disclose their policy or a summary of that policy.

The Board aims to ensure that the shareholders are informed of all major developments affecting the Company's state of affairs.

Information is communicated to shareholders through:

- (a) the Annual Report delivered by post and which is also placed on the Company's website;
- (b) the half yearly report which is placed on the Company's website;
- (c) the quarterly reports which are placed on the Company's website;
- (d) disclosures and announcements made to the ASX, copies of which are placed on the Company's website;
- (e) notices and explanatory memoranda of Annual General Meetings (AGM) and Extraordinary General Meetings (EGM) copies of which are placed on the Company's website;
- (f) the Chairman's address and the Managing Director's address made at the AGMs and the EGMs, copies of which are placed on the Company's website;
- (g) the Company's website, ([www.accentresources.com.au](http://www.accentresources.com.au)) on which the Company posts all announcements which it makes to the ASX; and
- (h) the auditor's lead engagement partner being present at the AGM to answer questions from shareholders about the conduct of the audit and the preparation and content of the auditor's report.

The Company is reviewing its website to identify ways in which it can promote its greater use by shareholders and make it more informative. At least three historical years of the Company's Annual Report is provided on the Company's website. Shareholders queries should be referred to the Company Secretary in the first instance.

Recommendation 6.2 - Companies should provide the information indicated in the Guide to reporting on Principle 6.

The Company has provided this information.

## PRINCIPLE 7 – RECOGNISE AND MANAGE RISK

Recommendation 7.1 - Companies should establish policies for the oversight and management of material business risks and disclose a summary of those policies.

Recommendation 7.2 - The Board should require management to design and implement the risk management and internal control system to manage the Company's material business risks and report to it on whether those risks are being managed effectively. The Board should disclose that management has reported to it as to the effectiveness of the Company's management of its material business risks.

The Board determines the Company's "risk profile" and is responsible for overseeing and approving risk management strategy and policies, internal compliance and internal control.

The Board has assumed the normal responsibilities of an Audit and Risk Committee, including the responsibility for implementing the risk management system. As such, the Board will:

- (a) oversee the Company's risk management systems, practices and procedures to ensure effective risk identification and management and compliance with internal guidelines and external requirements;
- (b) assist management to determine the key risks to the businesses and prioritise work to manage those risks; and
- (c) review reports by management on the efficiency and effectiveness of risk management and associated internal compliance and control procedures.

The Company's process of risk management and internal compliance and control includes:

- (a) identifying and measuring risks that might impact upon the achievement of the Company's goals and objectives, and monitoring the environment for emerging factors and trends that affect these risks;
- (b) formulating risk management strategies to manage identified risks, and designing and implementing appropriate risk management policies and internal controls; and
- (c) monitoring the performance of, and improving the effectiveness of, risk management systems and internal compliance and controls, including regular assessment of the effectiveness of risk management and internal compliance and control.

To this end, comprehensive practises are in place that are directed towards achieving the following objectives:

- (a) compliance with applicable laws and regulations.
- (b) preparation of reliable published financial information.
- (c) implementation of risk transfer strategies where appropriate e.g. insurance.

The responsibility for undertaking and assessing risk management and internal control effectiveness is delegated to management. Management is required to assess risk management and associated internal compliance and control procedures and report back quarterly to the Board in their performance of the duties of the Audit and Risk Committee.

The Board will review assessments of the effectiveness of risk management and internal compliance and control on an annual basis.

Recommendation 7.3 - The Board should disclose whether it has received assurance from the Chief Executive Officer (or equivalent) and the Chief Financial Officer (or equivalent) that the declaration provided in accordance with section 295A of the Corporations Act is founded on a sound system of risk management and internal control and that the system is operating effectively in all material respects in relation to financial reporting risks.



The Managing Director, or equivalent, and the Chief Financial Officer have provided to the Board a declaration in accordance with section 295A of the Corporations Act that the integrity of the Company's financial statements is founded on a sound system of risk management and internal compliance and control which implements the policies of the Board; and the Company's risk management and internal compliance and control system is operating efficiently and effectively in all material respects.

Recommendation 7.4 - Companies should provide the information indicated in the Guide to reporting on Principle 7.

The Company has provided this information.

**PRINCIPLE 8 – REMUNERATE FAIRLY AND RESPONSIBLY**

Recommendation 8.1 - The Board should establish a Remuneration Committee.

Having regard to the current size and activities of the Company, the Board will retain responsibility for the duties outlined below in respect to a Remuneration Committee. As the size and composition of the Board increases over time, the Board will delegate these duties to a separately formed Remuneration Committee. The Charter may be subject to review by the Board at any time.

Recommendation 8.2 - The remuneration committee should be structured so that it: consists of a majority of independent directors; is chaired by an independent chair; has at least 3 members.

As stated above, the Board will retain responsibility for the remuneration committee duties.

The Board is satisfied that it has sufficient financial, public company, industry sector and business expertise to discharge its duties at this stage of the Company's development.

Recommendation 8.3 - Companies should clearly distinguish the structure of Non-Executive Director's remuneration from that of Executive Directors and senior executives.

The Constitution of the Company provides that the aggregate remuneration of all Directors, in their capacity as Directors, must not exceed such sum as the Company in general meeting may approve and is to be apportioned amongst them in such manner as the Directors agree and, in default of agreement, equally. Non-Executive Directors who chair any of the Board Committees do not receive additional remuneration for such duties.

The remuneration of Directors and Company Secretary of the Company are set out in the Company's Annual Reports. The disclosure sets out the salary, fees, bonus entitlement, non-cash benefits, retirement benefits and equity related components of each of their respective remuneration packages.

There are no arrangements currently in place for payment of retirement benefits to Non-Executive Directors, other than statutory superannuation contributions.

Recommendation 8.4 - Companies should provide the information indicated in the Guide to reporting on Principle 8.

The Company has provided this information.

**ACCENT RESOURCES NL**  
**STATEMENT OF PROFIT OR LOSS AND OTHER COMPREHENSIVE INCOME**  
**FOR THE YEAR ENDED 30 JUNE 2017**



	Note	2017 \$	2016 \$
Revenue from continuing operations	2	10,337	84,447
Other income		18,088	12,385
Administration expenses		(206,734)	(222,811)
Depreciation		(8,790)	(6,245)
Occupancy expenses		(58,756)	(60,188)
Directors fees		(196,376)	(269,960)
Finance costs		(413,656)	(209,307)
Other expenses		(35,784)	(30,457)
Write-off of exploration expenditure	2	-	(28,024)
Impairment of exploration expenditure	2	(221,428)	(209,936)
Impairment of available for sale financial assets		(2,000,000)	-
Loss before income tax expense from continuing operations		(3,113,099)	(940,096)
Income tax expense	4(a)	-	-
<b>Loss for the year attributable to members of the Company</b>		<b>(3,113,099)</b>	<b>(940,096)</b>
Items that may be reclassified subsequently to profit or loss			
Net fair value loss on available for sale financial assets		(500,000)	(1,500,000)
Impairment losses on available for sale financial assets transferred to profit or loss		2,000,000	-
Total other comprehensive income		1,500,000	(1,500,000)
<b>Total comprehensive loss for the year</b>		<b>(1,613,099)</b>	<b>(2,440,096)</b>
<b>Total comprehensive loss attributable to members of the Company</b>		<b>(1,613,099)</b>	<b>(2,440,096)</b>
Basic and diluted loss per share from continuing operations	3	<b>Cents Per Share</b> (1.72)	<b>Cents Per Share</b> (0.52)

The accompanying notes form part of these financial statements.



**ACCENT RESOURCES NL**  
**STATEMENT OF FINANCIAL POSITION**  
**AS AT 30 JUNE 2017**



	Note	2017 \$	2016 \$
<b>ASSETS</b>			
<b>Current Assets</b>			
Cash and cash equivalents	5	354,074	366,101
Trade and other receivables	6	7,049	5,922
<b>Total Current Assets</b>		<b>361,123</b>	<b>372,023</b>
<b>Non-Current Assets</b>			
Property, plant and equipment	7	122,194	30,471
Exploration and evaluation assets	8	3,919,394	3,750,156
Available-for-sale financial assets	9	2,000,000	2,500,000
<b>Total Non-Current Assets</b>		<b>6,041,588</b>	<b>6,280,627</b>
<b>Total Assets</b>		<b>6,402,711</b>	<b>6,652,649</b>
<b>LIABILITIES</b>			
<b>Current Liabilities</b>			
Trade and other payables	10	93,855	132,542
Provisions	11	90,163	67,166
<b>Total Current Liabilities</b>		<b>184,018</b>	<b>199,708</b>
<b>Non-Current Liabilities</b>			
Borrowings	12	4,350,175	3,114,030
<b>Total Non-Current Liabilities</b>		<b>4,350,175</b>	<b>3,114,030</b>
<b>Total Liabilities</b>		<b>4,534,193</b>	<b>3,313,738</b>
<b>NET ASSETS</b>		<b>1,868,518</b>	<b>3,338,912</b>
<b>EQUITY</b>			
Contributed equity	13	29,058,955	29,058,955
Parent and shareholder contribution	12	1,237,982	1,095,277
Reserves	14	-	(1,500,000)
Accumulated losses		(28,428,419)	(25,315,320)
<b>TOTAL EQUITY</b>		<b>1,868,518</b>	<b>3,338,912</b>

The accompanying notes form part of these financial statements.

**ACCENT RESOURCES NL**  
**STATEMENT OF CHANGES IN EQUITY**  
**FOR THE YEAR ENDED 30 JUNE 2017**



	Note	Contributed Equity \$	Accumulated Losses \$	Financial Assets Reserve \$	Parent and Shareholder Contribution \$	Total Equity \$
<b>Balance at 30 June 2015</b>		<b>29,058,955</b>	<b>(24,375,224)</b>	-	-	<b>4,683,730</b>
<b>Comprehensive Income</b>						
Loss for the year		-	(940,096)	-	-	(940,096)
Net fair value loss on available- for-sale financial asset		-	-	(1,500,000)	-	(1,500,000)
<b>Total comprehensive loss for the year</b>		-	(940,096)	(1,500,000)	-	(2,440,096)
<b>Transactions with owners in their capacity as owners</b>		-	-	-	-	-
Contribution from parent	12	-	-	-	1,095,277	1,095,277
<b>Balance at 30 June 2016</b>		<b>29,058,955</b>	<b>(25,315,320)</b>	<b>(1,500,000)</b>	<b>1,095,277</b>	<b>3,338,912</b>
<b>Comprehensive Income</b>						
Loss for the year		-	(3,113,099)	-	-	(3,113,099)
Net fair value loss on available- for-sale financial asset		-	-	(500,000)	-	(500,000)
Impairment losses on available- for-sale financial assets transferred to profit or loss		-	-	2,000,000	-	2,000,000
<b>Total comprehensive loss for the year</b>		-	(3,113,099)	1,500,000	-	(1,613,099)
<b>Transactions with owners in their capacity as owners</b>		-	-	-	-	-
Contribution from shareholder	12	-	-	-	142,705	142,705
<b>Balance at 30 June 2017</b>		<b>29,058,955</b>	<b>(28,428,419)</b>	-	<b>1,237,982</b>	<b>1,868,518</b>

The accompanying notes form part of these financial statements.

**ACCENT RESOURCES NL**  
**STATEMENT OF CASH FLOWS**  
**FOR THE YEAR ENDED 30 JUNE 2017**



	Note	2017 \$	2016 \$
<b>CASH FLOWS FROM OPERATING ACTIVITIES</b>			
Commissions received		-	47,475
Payments to suppliers and employees		(449,304)	(594,139)
Interest received		10,337	36,972
Net cash used in operating activities	16(a)	<b>(438,967)</b>	<b>(509,692)</b>
<b>CASH FLOWS FROM INVESTING ACTIVITIES</b>			
Proceeds from sale of plant and equipment		24,500	16,900
Payments for plant and equipment		(117,402)	(699)
Payments for exploration and evaluation		(480,158)	(408,997)
Payments for financial assets		-	(4,000,000)
Net cash used in investing activities		<b>(573,060)</b>	<b>(4,392,796)</b>
<b>CASH FLOWS FROM FINANCING ACTIVITIES</b>			
Proceeds from borrowings		1,000,000	4,000,000
Net cash from financing activities		<b>1,000,000</b>	<b>4,000,000</b>
Net decrease in cash and cash equivalents held		(12,027)	(902,488)
Cash and cash equivalents at the beginning of the financial year		366,101	1,268,589
Cash and cash equivalents at the end of the financial year		<b>354,074</b>	<b>366,101</b>

The accompanying notes form part of these financial statements.

## 1. STATEMENT OF SIGNIFICANT ACCOUNTING POLICIES

### (i) Basis of Accounting

These general purpose financial statements have been prepared in accordance with the *Corporations Act 2001*, Australian Accounting Standards and Interpretations and complies with other requirements of the law. Australian Accounting Standards ensure compliance with International Financial Reporting Standards (IFRS) as issued by the International Accounting Standards Board. The Company is a for-profit entity for financial reporting purposes under Australian Accounting Standards. Material accounting policies adopted in the preparation of these financial statements are presented below and have been consistently applied unless stated otherwise.

The financial statements cover the individual entity of Accent Resources NL. Accent Resources NL is a listed public company incorporated and domiciled in Australia.

The financial statements were authorised for issue on 29<sup>th</sup> September 2017.

The functional currency and presentation currency of Accent Resources NL is Australian dollars.

### (ii) Going Concern

The financial report has been prepared on the going concern basis, which assumes continuity of normal business activities and the realisation of assets and the settlement of liabilities in the ordinary course of business.

The Company has incurred a loss of \$3,113,099 (2016: \$940,096) and experienced net cash outflows from operating and investing activities of \$1,012,027 for the year ended 30 June 2017 (2016: \$902,488 - excluding cash outflows for the acquisition of financial assets totalling \$4,000,000). As at 30 June 2017, the company had a cash balance of \$354,074. Subsequent to the year end the Company received \$1,000,000 as a result of a loan from Rich Mark Development (Group) Pty Ltd, refer to Note 23 for details.

The directors have prepared a cash flow forecast for the period ending 30 September 2018 which indicates current cash resources will meet expected cash outflows including corporate costs and exploration expenditure, which has been based on the following assumptions:

- The commencement and completion of an asset sale or capital raising using various capital raising initiatives, raising approximately \$100,000 by September 2018.
- Managing and deferring costs where applicable to coincide with the capital raising activity outlined above to ensure all obligations can be met.

The directors are satisfied that they will achieve the matters set out above and therefore the going concern basis of preparation is appropriate.

Should the Company be unable to achieve the matters listed above, there is a material uncertainty whether the company will be able to continue as a going concern and, therefore, whether it will realise its assets and discharge its liabilities in the normal course of business.

The financial report does not include adjustments relating to the recoverability and classification of recorded asset amounts, nor to the amounts and classification of liabilities that might be necessary should the Company not continue as a going concern.

### (iii) New Standards and Interpretations for the Current Year

The Company has adopted all of the new and revised Standards and Interpretations issued by the Australian Accounting Standard Board (the "AASB") that are relevant to their operations and effective for the current year. The standards that are relevant and applicable for the first time for the year ended 30 June 2017 are:

- AASB 1057: *Application of Australian Accounting Standards*
- AASB 2014-4 *Amendments to Australian Accounting Standards – Clarification of Acceptable Methods of Depreciation and Amortisation*

- AASB 2015-1 *Amendments to Australian Accounting Standards – Annual Improvements to Australian Accounting Standards 2012-2014 Cycle*
- AASB 2015-2 *Amendments to Australian Accounting Standards – Disclosure Initiative: Amendments to AASB 101*

These standards did not affect Accent NL's accounting policies or any of the amounts recognised in the financial statements.

**(iv) New Standards and Interpretations issued not yet adopted**

Accounting Standards and Interpretations issued by the AASB that are not yet mandatorily applicable to the Company are below:

- AASB 9: *Financial Instruments and associated amending standards* (applicable to annual reporting periods beginning on or after 1 January 2018).
- AASB 15: *Revenue from Contracts with Customers and associated amending standards* (applicable to annual reporting periods beginning on or after 1 January 2018 as further amended by AASB 2014-5, 2015-8, 2016-3).
- AASB 16: *Leases* (applicable to annual reporting periods beginning on or after 1 January 2019)
- AASB 2016-1 *Amendments to Australian Accounting Standards – Recognition of Australian Accounting Standards – Recognition of Deferred Tax Assets for Unrealised Losses* (applicable to annual reporting periods beginning on or after 1 January 2017)
- AASB 2016-2 *Amendments to Australian Accounting Standards – Disclosure Initiative: Amendments to AASB 107* (applicable to annual reporting periods beginning on or after 1 January 2017)
- AASB 2017-1 *Amendments to Australian Accounting Standards – Transfers of Investment Property, Annual Improvements 2014–2016 Cycle and Other Amendments* (applicable to annual reporting periods beginning on or after 1 January 2018)
- AASB 2017-2 *Amendments to Australian Accounting Standards – Further Annual Improvements 2014–2016 Cycle* (applicable to annual reporting periods beginning on or after 1 January 2018)

The impact of these standards is currently being assessed.

**(v) Summary of Significant Accounting Policies**

The accounting policies described below have been applied consistently to both financial years.

**(a) Cash and Cash Equivalents**

Cash and cash equivalents include cash on hand, deposits held at call with banks, other short-term highly liquid investments with original maturities of three months or less, and bank overdrafts.

**(b) Plant and Equipment**

Plant and equipment are stated at cost less accumulated depreciation and accumulated impairment losses.

Depreciation is calculated on a reducing balance basis to write off the net cost of each item of plant and equipment over its expected useful life commencing from the time the asset is ready for use.

The depreciation rates used for each class of depreciable assets are:

<b>Class of Fixed Asset</b>	<b>Depreciation Rate</b>
Plant and Equipment	7.5 – 40%
Motor Vehicles	25%

The assets residual values and useful lives are reviewed, and adjusted if appropriate, at the end of each reporting period.

Gains and losses on disposals are determined by comparing proceeds with the carrying amount. These gains and losses are included in profit or loss.

**(c) Exploration and Evaluation Expenditure**

Exploration and evaluation expenditure incurred is capitalised at cost and include acquisition of rights to explore, studies, exploratory drilling, sampling and associated activities. Costs are accumulated in respect of each identifiable area of interest. General and administrative are only included in the measurement of exploration and evaluation costs where they relate directly to operational activities in a particular area of interest.

These costs are only carried forward to the extent that they are expected to be recouped through the successful development of the area or where activities in the area have not yet reached a stage which permits reasonable assessment of the existence of economically recoverable reserves and the following conditions are satisfied:

- (i) the rights to tenure of the area of interest are current; and
- (ii) at least one of the following conditions is also met:
  - (a) the exploration and evaluation expenditures is expected to be recouped through successful development and exploration of the area of interest, or alternatively, by its sale; or
  - (b) exploration and evaluation activities in the area of interest have not, at the reporting date, reached a stage which permits a reasonable assessment of the existence or otherwise of economically recoverable reserves, and active and significant operations in, or in relation to, the area of interest are continuing.

Accumulated costs in relation to an abandoned area are written off in full in the profit or loss for the year in which the decision to abandon the area is made.

When production commences, the accumulated costs for the relevant area of interest are reclassified to development assets and amortised over the life of the area according to the rate of depletion of the economically recoverable reserves.

A regular review is undertaken of each area of interest to determine the appropriateness of continuing to carry forward costs in relation to that area of interest.

**(d) Impairment of Assets**

At each reporting date, the Company reviews the carrying values of its tangible and intangible assets to determine whether there is any indication that these assets have been impaired. If such an indication exists, the recoverable amount of the asset, being the higher of the asset's fair value less costs to sell and value in use, is compared to the asset carrying value. Any excess of the asset carrying value over its recoverable amount is expensed to the income statement.

**(e) Financial Instruments**

**(i) Recognition and Initial Measurement**

Financial instruments, incorporating financial assets and financial liabilities, are recognised when the Company becomes a party to the contractual provisions of the instrument.

Trade date accounting is adopted for financial assets that are delivered within timeframes established by marketplace convention.

Financial instruments are initially measured at fair value. Transaction costs that are directly attributable to the acquisition or issue of financial assets or liabilities are added to or deducted from the fair value of the financial assets or liabilities, as appropriate, on initial recognition.

(ii) Classification and Subsequent Measurement

a. Loans and receivables

Loans and receivables are non-derivative financial assets with fixed or determinable payments that are not quoted in an active market. Loans and receivables are measured at amortised cost using the effective interest rate method, less any impairment. Interest expense is recognised by applying the effective interest rate, except for short term receivables when the effect of discounting is immaterial.

b. Available-for-sale financial assets

Available-for-sale financial assets are non-derivative financial assets that are either designated as such or that are not classified in any of the other categories. They comprise investments in the equity of other listed entities where there is neither a fixed maturity nor fixed or determinable payments.

Gains and losses arising from changes in fair value are recognised in other comprehensive income and accumulated in the financial assets reserve.

Where the investment is disposed of or is determined to be impaired, the cumulative gain or loss previously accumulated in the financial assets reserve is reclassified to profit or loss.

c. Financial liabilities

Non-derivative financial liabilities (excluding financial guarantees) are subsequently measured at amortised cost using the effective interest rate method.

The effective interest method is a method of calculating the amortised cost of a debt instrument and of allocating interest expense over the relevant period. The effective interest rate is the rate that exactly discounts estimated future cash outflows through the expected useful life of the debt instrument to the net carrying amount on initial recognition.

(iii) Impairment

Financial assets are assessed for indicators of impairment at the end of each reporting period. Financial assets are considered to be impaired when there is objective evidence that, as a result of one or more events that occurred after the initial recognition of the financial asset, the estimated future cash flows of the investment have been affected.

For available-for-sale equity instruments, including listed shares, objective evidence of impairment includes information about significant changes with an adverse effect that have taken place in the technological, market, economic or legal environment in which the issuer operates, and indicates that the cost of the investment in the equity instrument may not be recovered. A significant or prolonged decline in the fair value of the security below its cost is considered to be objective evidence of impairment for shares classified as available-for-sale.

The carrying amount of the financial asset is reduced by the impairment loss directly for all financial assets with the exception of trade receivables, where the carrying amount is reduced through the use of an allowance account. When a trade receivable is considered uncollectible, it is written off against the allowance account. Subsequent recoveries of amounts previously written off are credited against the allowance account. Changes in the carrying amount of the allowance account are recognised in profit or loss.

When an available-for-sale financial asset is considered to be impaired, cumulative gains or losses previously recognised in other comprehensive income are reclassified to profit or loss in the year.

In respect of available-for-sale equity securities, impairment losses previously recognised in profit or loss are not reversed through profit or loss. Any increase in fair value subsequent to an impairment loss is recognised in other comprehensive income and accumulated under the heading of Financial Assets Reserve.



(iv) Derecognition

Financial assets are derecognised where the contractual rights to receipt of cash flows expires or the asset is transferred to another party whereby the entity no longer has any significant continuing involvement in the risks and benefits associated with the asset. Financial liabilities are derecognised where the related obligations are either discharged, cancelled or expire. The difference between the carrying value of the financial liability extinguished or transferred to another party and the fair value of consideration paid, including the transfer of non-cash assets or liabilities assumed is recognised in profit or loss.

(f) **Employee benefits**

Provision is made for the Company's liability for employee benefits arising from services rendered by employees to reporting date. Employee benefits expected to be settled within one year including entitlements arising from wages and salaries and annual leave, have been measured at the amounts expected to be paid when the liability is settled plus related on-costs.

Other employee benefits expected to be wholly settled later than one year have been measured at the present value of the estimated future cash outflows to be made for those benefits. Contributions are made by the Company to employee superannuation funds and are charged as expenses when incurred.

(g) **Revenue recognition**

*Interest Revenue*

Interest income from a financial asset is recognised when it is probable that the economic benefits will flow to the Company and the amount of revenue can be measured reliably. Interest income is accrued on a time basis, by reference to the principal outstanding and at the effective interest rate applicable, which is the rate that exactly discounts estimated future cash receipts through the expected life of the financial asset to that asset's net carrying amount on initial recognition.

(h) **Income Tax**

The charge for current income tax expense is based on the result for the year adjusted for any non-assessable or disallowed items. It is calculated using the tax rates that have been enacted or are substantially enacted by the reporting date.

Deferred income tax is calculated on all temporary differences at the reporting date between the tax bases of assets and liabilities and their carrying amounts for financial reporting purposes.

Deferred income tax liabilities are recognised for all taxable temporary differences, except where the deferred income tax liability arises from the initial recognition of an asset or liability in a transaction that is not a business combination and, at the time of the transaction, affects neither the accounting profit or loss, nor taxable profit or loss.

Deferred income tax assets are recognised for all deductible temporary differences, carry-forward of unused tax assets and unused tax losses, to the extent that it is probable that taxable profit will be available against which the deductible temporary differences, and the carry-forward of unused tax assets and unused tax losses can be utilised, except where the deferred income tax asset relating to the deductible temporary difference arises from the initial recognition of an asset or liability in a transaction that is not a business combination and, at the time of the transaction, affects neither the accounting profit or loss nor taxable profit or loss.

The carrying amount of deferred income tax assets is reviewed at each reporting date and reduced to the extent that it is no longer probable that sufficient taxable profit will be available to allow all or part of the deferred income tax asset to be utilised.

The amount of benefits brought to account or which may be realised in the future is based on the assumption that no adverse changes occur in income taxation legislation and the anticipation that the Company will derive sufficient future assessable income to enable the benefit to be realised and comply with the conditions of deductibility imposed by the law.

Deferred income tax assets and liabilities are measured at the tax rates that are expected to apply to the year when the asset is realised or the liability is settled, based on tax rates (and tax laws) that have been enacted or substantively enacted at the reporting date.



Income taxes relating to items recognised directly in equity are recognised directly in equity and not in the income statement.

**(i) Other Taxes – Goods and Services (GST)**

Revenues, expenses and assets are recognised net of the amount of GST, except where the amount of GST incurred is not recoverable from the taxation authority. In these circumstances the GST is recognised as part of the cost of acquisition of the asset or as part of an item of the expense as applicable.

Receivables and payables are stated with the amount of GST included. The net amount of GST recoverable from, or payable to, the taxation authority is included as part of receivables or payables in the Statement of Financial Position.

Cash flows are included in the Statement of Cash Flows on a gross basis. The GST components of cash flows arising from investing and financing activities that are recoverable from, or payable to, the taxation authority are classified as operating cash flows.

Commitments and contingencies are disclosed net of the amount of GST recoverable from, or payable to, the taxation authority.

**(j) Issued Capital**

Issued and paid up capital is recognised at the fair value of the consideration received by the Company. Any transaction costs arising on the issue of ordinary shares are recognised directly in equity as a reduction of the share proceeds received.

**(k) Earnings Per Share**

Basic EPS is calculated as net profit/(loss) attributable to members, adjusted to exclude costs of servicing equity (other than dividends), divided by the weighted average number of ordinary shares, adjusted for any bonus element.

Diluted earnings per share is determined when the Company has on issue potential ordinary shares which are dilutive. It is calculated by dividing net profit attributable to members, adjusted to exclude costs of servicing equity (other than dividends) and any expenses associated with dividends and interest of dilutive potential ordinary shares, by the weighted average number of ordinary shares (both issued and potentially dilutive) adjusted for any bonus element.

**(l) Critical Accounting Estimates and Judgments**

The Directors evaluate estimates and judgments incorporated into the Financial Statements based on historical knowledge and best available current information. Estimates assume a reasonable expectation of future events and are based on current trends and economic data, obtained both externally and within the Company.

**(i) Exploration and Evaluation Expenditure**

Exploration and evaluation expenditure incurred is accumulated in respect of each identifiable area of interest. These costs are carried forward in respect of an area that has not at reporting date, reached a stage which permits a reasonable assessment of the existence or otherwise of economically recoverable reserves and active and significant operations in, or relating to, the area of interest are continuing. Refer to Note 8 for impairment losses incurred during the year.

The recoverability of these assets depends on the Company's ability to realise their values either through future development or sale.

**(ii) Environmental Issues**

Balances disclosed in the financial statements and notes thereto are not adjusted for any pending or enacted environmental legislation, and the Directors understanding thereof. At the current stage of the Company's development and its current environmental impact, the Directors believe such treatment is reasonable and appropriate.

(iii) Taxation

Balances disclosed in the financial statements and the notes thereto, related to taxation, are based on the best estimates of Directors. These estimates take into account both the financial performance and position of the Company as they pertain to current income taxation legislation, and the Directors' understanding thereof. No adjustment has been made for pending or future taxation legislation. The current income tax position represents the Directors' best estimate, pending any assessments by the Australian Taxation Office.

	2017 \$	2016 \$
<b>2. REVENUE AND EXPENSES</b>		
<b>(a) Revenue</b>		
Interest income from financial institutions	10,337	36,972
Commissions received	-	47,475
<b>Total Revenue</b>	<b>10,337</b>	<b>84,447</b>
	2017 \$	2016 \$
<b>(b) Write-off exploration expenditure</b>		
Write-off exploration expenditure	-	(28,024)
During the year ended 30 June 2015, the Katanning project E70/2729 tenement was relinquished. The capitalised carrying value of this tenement, which amounted to \$1,569,857 was written off. Subsequent to this, a further \$28,024 of capitalised expenditure was also written off during the year ended 30 June 2016.		
	2017 \$	2016 \$
<b>(c) Impairment of exploration expenditure</b>		
Impairment of exploration expenditure	(221,428)	(209,936)
During the year ended 30 June 2016, the exploration and evaluation expenditure relating to the Mt Gibson (Magnetite Range) Project was fully impaired to Nil. During the year ended 30 June 2017, a further \$221,428 of expenditure was incurred at this project for tenement holding costs. As project studies at Magnetite Range have been deferred until a future time, to reflect this, the expenditure was immediately impaired.		
	2017 \$	2016 \$
<b>(d) Employee benefits expense</b>		
Defined contribution expense	43,305	42,976
Other employee benefits	528,840	538,680
	<b>572,145</b>	<b>581,656</b>
The employee benefits expense shown here includes amounts that have been capitalised to exploration expenditure, and amounts paid to directors of the company disclosed as Directors Fees.		
	2017 \$	2016 \$
<b>(e) Rental expense on operating leases</b>		
Minimum lease payments	(56,400)	(48,948)

**ACCENT RESOURCES NL**  
**NOTE TO THE FINANCIAL STATEMENTS**



**3. LOSS PER SHARE**

	<b>2017 Cents per share</b>	<b>2016 Cents per share</b>
Basic and diluted loss per share	(1.72)	(0.52)
	\$	\$
Loss attributable to ordinary equity holders of the Company used in calculating basic and diluted earnings per share	(3,113,099)	(940,096)
	<b>Number of shares</b>	<b>Number of shares</b>
Weighted average number of ordinary shares outstanding during the year used in the calculation of basic and diluted earnings per share	181,000,233	181,000,233

**4. INCOME TAX**

	<b>2017 \$</b>	<b>2016 \$</b>
(a) The prima facie tax expense/(benefit) on loss before tax is reconciled to the income tax as follows:		
Prima facie tax benefit on loss before tax at 30% (2016: 30%)	(933,930)	(282,029)
Add:		
Tax effect of:		
- non-allowable items	600,660	1,005
- net current year tax losses not recognised, temporary differences and deductible exploration expenditure.	341,248	305,882
	<u>7,978</u>	<u>24,858</u>
Less:		
Tax effect of:		
- capitalised legal fees	(7,978)	(24,858)
Income tax benefit/(expense) attributable to loss	<u>-</u>	<u>-</u>
Deferred tax assets arising from tax losses that have not been recognised:		
Tax losses carried forward	(26,944,256)	(25,852,493)
Temporary differences – exploration costs	(1,175,818)	(1,131,047)
Temporary differences – other	34,466	39,284
Net Deferred tax asset not recognised	<u>(28,085,608)</u>	<u>(26,944,256)</u>
Balance of franking account at year end	<u>-</u>	<u>-</u>

Potential deferred tax assets attributable to tax losses carried forward and temporary differences have not been brought to account because Directors do not believe realisation of the deferred tax assets is probable. These benefits will only be obtained if:

- (i) the company derives future assessable income of a nature and of an amount sufficient to enable the benefit from the deduction for the loss to be realised;
- (ii) the company continue to comply with the conditions for deductibility imposed by law, and
- (iii) no changes in tax legislation adversely affect the company in realising the benefit from the deductibility for the loss.

**ACCENT RESOURCES NL**  
**NOTE TO THE FINANCIAL STATEMENTS**



5. CASH AND CASH EQUIVALENTS	2017	2016
	\$	\$
<b>Current</b>		
Cash at bank	104,074	216,101
Short term deposits	250,000	150,000
	<u>354,074</u>	<u>366,101</u>

6. TRADE AND OTHER RECEIVABLES	2017	2016
	\$	\$
<b>Current</b>		
Goods and services tax refunds	2,660	5,922
Other current assets	4,389	-
	<u>7,049</u>	<u>5,922</u>

7. PROPERTY, PLANT AND EQUIPMENT	2017	2016
	\$	\$
Plant and equipment at cost	341,323	238,231
Accumulated depreciation	(219,129)	(207,760)
	<u>122,194</u>	<u>30,471</u>
<i>Reconciliation of plant and equipment:</i>		
Carrying amount at beginning of the year	30,471	41,365
Additions	107,278	635
Disposals	(4,185)	(2,979)
Depreciation expense	(11,370)	(8,550)
Carrying amount at end of the year	<u>122,194</u>	<u>30,471</u>

In the year ended 30 June 2017, \$2,580 (2016: \$2,306) of the depreciation expense was capitalised in relation to expenditure and evaluation activities.

8. EXPLORATION AND EVALUATION EXPENDITURE	2017	2016
	\$	\$
Carrying amount at the beginning of the year (net of R&D incentives)	3,750,156	3,575,902
Deferred exploration expenditure incurred during the year	390,666	412,214
Write-off capitalised expenditure	-	(28,024)
Impairment of capitalised expenditure	(221,428)	(209,936)
Carrying amount at the end of the year	<u>3,919,394</u>	<u>3,750,156</u>

During the year ended 30 June 2016, the exploration and evaluation expenditure relating to the Mt Gibson (Magnetite Range) Project was fully impaired to nil. During the year ended 30 June 2017, a further \$221,428 of expenditure was incurred at this project for tenement holding costs. As project studies at Magnetite Range have been deferred until a future time, to reflect this, the expenditure was immediately impaired.

9. AVAILABLE-FOR-SALE FINANCIAL ASSETS	2017	2016
	\$	\$
<b>At Fair Value</b>		
Carrying amount at beginning of year	2,500,000	-
Acquisitions	-	4,000,000
Net loss from fair value adjustments	(500,000)	(1,500,000)
Carrying amount at end of year	<u>2,000,000</u>	<u>2,500,000</u>

In the prior year the Company has participated in a \$43 million share placement by MZI which was in three Tranches, the first two of which the Company participated in. The Company has acquired 10m shares in MZI at an issue price of 40 cents for a total consideration of \$4.0 million. Refer to note 22 in relation to the determination of fair value.

At 30 June 2017 the investment was determined to be impaired due to a prolonged decline in value in comparison to the original acquisition. The Company has recognised \$2,000,000 as an impairment expense in profit or loss.

**ACCENT RESOURCES NL**  
**NOTE TO THE FINANCIAL STATEMENTS**



**10. TRADE AND OTHER PAYABLES**

**2017**                      **2016**  
**\$**                              **\$**

**Current**

Trade creditors	11,614	93,478
Accruals and other liabilities	82,241	39,064
	<u>93,855</u>	<u>132,542</u>

All payables are denominated in AUD. The average credit period is 30 days. No interest is charged on other payables.

**11. PROVISIONS**

**2017**                      **2017**  
**\$**                              **\$**

**Current**

Provision for employee entitlements	<u>90,163</u>	<u>67,166</u>
-------------------------------------	---------------	---------------

**12. Borrowings**

**2017**                      **2017**  
**\$**                              **\$**

Borrowings	<u>4,350,175</u>	<u>3,114,030</u>
------------	------------------	------------------

In the prior year the major shareholder of the Company, Xingang Resources (HK) Ltd, extended a loan facility of \$4 million to enable the Company to participate in a placement of shares by MZI Resources Ltd.

The borrowings have been drawn as a source of long-term finance. They mature on 31 December 2018, are unsecured and bear no interest. The liability is presented as a non-current liability with an effective interest rate of 10%. The fair value of the loan at draw down was \$2,904,723 with the difference of \$1,095,277 recognised as a contribution by the parent. At 30 June 2017, the carrying value of the liability is \$3,441,443 (2016: \$3,114,030).

During the year, the Company also borrowed \$1 million from Rich Mark Development (Group) Pty Ltd which has shareholdings representing 15.590% of the Company. The loan is unsecured and subject to interest at 4% which accrues six monthly and is payable along with the principal at maturity. The loan matures on 31 August 2018.

The fair value of the loan at draw down was \$857,295 with the difference of \$142,705 recognised as a contribution by shareholders. As at 30 June 2017, the carrying value of the liability is \$908,732 (2016: nil).

The terms of this loan were varied subsequent to the end of the financial year, refer to Note 23.

**13. ISSUED CAPITAL**

**2017**                      **2016**  
**\$**                              **\$**

181,000,233 fully paid ordinary shares (2016: 181,000,233 shares)	<u>29,058,955</u>	<u>29,058,955</u>
--	-------------------	-------------------

**Number of**                      **Number of**  
**Shares**                              **Shares**  
**2017**                              **2016**

**(a) Movements in Ordinary Shares**

**Summary of Movements:**

At the beginning of the year	181,000,233	181,000,233
At the end of the year	<u>181,000,233</u>	<u>181,000,233</u>

The company has no authorised capital and its ordinary shares have no par value.

**(b) Options**

There are no options on issue (2016: nil).

There were no options exercised during the financial year (2016: nil).

**(c) Terms and Conditions of Issued Capital**

Ordinary shares have the right to receive dividends as declared and, in the event of winding up the Company, to participate in the proceeds from the sale of all surplus assets in proportion to the number of and amounts paid up on shares held.

At the shareholders' meeting each ordinary share is entitled to one vote when a poll is called, otherwise each shareholder has one vote on a show of hands.

**(d) Capital Risk Management**

The Company's objectives when managing capital are to safeguard their ability to continue as a going concern, so that they may continue to provide returns for shareholders and benefits for other stakeholders.

Due to the nature of the Company's activities, being mineral exploration, the Company does not have ready access to credit facilities, with the primary source of funding being equity raisings. Therefore, the focus of the Company's capital risk management is the current working capital position against the requirements of the Company to meet exploration programs and corporate overheads. The Company's strategy is to ensure appropriate liquidity is maintained to meet anticipated operating requirements, with a view to initiating appropriate capital raisings as required. The working capital position of the Company at 30 June 2017 is as follows:

	<b>2017</b>	<b>2016</b>
	<b>\$</b>	<b>\$</b>
Cash and cash equivalents	354,074	366,101
Trade and other receivables	7,049	5,922
Trade and other payables and provisions	(184,018)	(199,708)
Working capital position	<u>177,105</u>	<u>172,315</u>

**14. RESERVES**

	<b>2017</b>	<b>2016</b>
	<b>\$</b>	<b>\$</b>
Opening balance	(1,500,000)	-
Revaluation in year	(500,000)	(1,500,000)
Transfer to profit or loss	2,000,000	-
Closing Balance	<u>-</u>	<u>(1,500,000)</u>

The financial assets reserve represents the cumulative gains and losses arising on the revaluation of available-for-sale financial assets that have been recognised in other comprehensive income, net of amounts reclassified to profit or loss when those assets have been disposed of or are determined to be impaired.

**15. COMMITMENTS AND CONTINGENT LIABILITIES**

**Tenement Expenditure Commitments:**

The Company is required to maintain current rights of tenure to tenements, which require outlays of expenditure in 2017/2018. Under certain circumstances these commitments are subject to the possibility of adjustment to the amount and/or timing of such obligations, however, they are expected to be fulfilled in the normal course of operations.



**ACCENT RESOURCES NL**  
**NOTE TO THE FINANCIAL STATEMENTS**



The Company also has tenement rental and expenditure commitments of:

Payable:

- not later than 12 months
- between 12 months and 5 years
- greater than 5 years

	\$	\$
– not later than 12 months	426,020	412,349
– between 12 months and 5 years	568,842	714,119
– greater than 5 years	1,143,453	1,315,428
	<u>2,138,315</u>	<u>2,441,896</u>

**Other Commitments:**

Operating Lease Commitments:

The Company currently has an operating lease in place upon its West Perth office and three of its car bays. The operating lease agreement runs for three years and ends 31 December 2019. Commitments are detailed below.

	2017 \$	2016 \$
Payable:		
– not later than 12 months	22,560	8,448
– between 12 months and 5 years	33,840	-
	<u>56,400</u>	<u>8,448</u>

**Contingencies:**

It is possible that native title, as defined in the *Native Title Act 1993*, might exist over land in which the Company has an interest. It is not possible at this stage to quantify the impact (if any) that the existence of native title may have on the operations of the Company. The Directors are aware that applications for native title claims have been accepted by the Native Title Tribunal over tenements held by the Company.

**16. CASH FLOW INFORMATION**

**(a) Reconciliation of loss after tax to the net cash flows used in operations**

	2017 \$	2016 \$
Loss after income tax	(3,113,099)	(940,096)
Non-Cash Items:		
Depreciation	8,790	6,245
Profit on sale of fixed assets	(18,088)	(12,384)
Write-off capitalised expenditure	221,428	237,960
Interest on borrowings	413,656	209,307
Impairment of available for sale financial assets	2,000,000	-
Changes in assets and liabilities:		
(Increase)/decrease in trade and other receivables	6,769	(2,796)
Increase/(decrease) in trade and other payables	41,577	(7,928)
Cash flows (used in) operations	<u>(438,967)</u>	<u>(509,692)</u>

**(b) Non-Cash Financing and Investing Activities**

There were no non-cash financing and investing activities during the financial year.

**17. KEY MANAGEMENT PERSONNEL COMPENSATION**

**(a) Details of Directors and Key Management Personnel**

(i) Directors

The following persons were Directors of Accent Resources NL during the financial year:

Yuzi (Albert) Zhou – Executive Chairman  
 Dian Zhou He – Non Executive Director and Deputy Chairman  
 Jun Sheng (Jerry) Liang – Non Executive Director  
 Jie You (alternate Director to Jun Sheng Liang)

(ii) Other Key Management Personnel

Robert Allen – Company Secretary

**(b) Key Management Personnel Compensation**

Refer to the Remuneration Report contained in the Directors' Report for details of the remuneration paid or payable to each member of the Company's Key Management Personnel for the year ended 30 June 2017. The totals of remuneration paid to key management personnel of the company during the year are as follows:

	<b>2017</b>	<b>2016</b>
	<b>\$</b>	<b>\$</b>
Short-term employee benefits	275,877	280,051
Post-employment benefits	19,083	19,083
	<u>294,960</u>	<u>299,134</u>

**(c) Equity Instrument Disclosures Relating to Key Management Personnel**

(i) Options provided as remuneration and shares issued on any exercise of such options

No share options were granted to Key Management Personnel as remuneration during the financial year (2016: nil).

(ii) Option holdings

There are no options on issue.

(iii) Share holdings

The number of ordinary shares in the Company held during the financial year by each Director and any other key management personnel of the Company, including related parties, are set out in the Remuneration Report contained in the Directors Report.

**(d) Other Transactions with Key Management Personnel**

There were no other transactions with Key Management Personnel during the financial year.

**18. RELATED PARTY TRANSACTIONS**

**(a) Loans from Related Parties**

The Company funded its participation in the MZI placement in 2016 by way of a \$4 million loan facility extended by the Company's major shareholder Xingang Resources (HK) Ltd. As per Note 12, the loan is interest free, unsecured and matures on 31 December 2018.

The Company has also borrowed \$1 million from Rich Mark Development (Group) Pty Ltd which has shareholdings representing 15.590% of the Company. The loan is unsecured and subject to interest at 4% which accrues six monthly and is payable along with the principal at maturity. The loan matures on 3 September 2018.

**(b) Transactions with Related Parties**

In the prior year the Company received a commission for \$47,475 from Rich Mark Development (Group) Pty Ltd who has shareholdings representing 15.590% of the Company. No commission was received in the current year.

The Company also pays rent of \$500 (2016: \$500) and \$200 (2016: \$200) in outgoings per month for the lease of the Melbourne office from Rich Mark Development (Group) Pty Ltd who has shareholdings representing 15.590% of the Company.

Disclosures relating to Key Management Personnel are set out in Note 17 and the Remuneration Report in the Directors Report in compliance with Australian Accounting Standards AASB 124: *Related Party Disclosures*, the *Corporations Act 2001* and the *Corporations Regulations 2001*.

There are no other related party transactions.

**19. AUDITOR'S REMUNERATION**

	2017	2016
	\$	\$
Remuneration of the auditor of the Company for:		
- auditing and reviewing the financial statements	25,500	25,000

The auditor of Accent Resources NL is Deloitte Touche Tohmatsu (2016: Deloitte Touche Tohmatsu).

**20. SEGMENT REPORTING**

**Identification of Reportable Segments**

The Company identifies its operating segments based on internal reports that are reviewed and used by the Board of Directors (chief operating decision maker) in assessing performance and determining the allocation of resources.

The Company operates in mineral exploration in Australia. The financial information in the Statement of Profit or Loss and Other Comprehensive Income and the Statement of Financial Position is the same as that presented to the chief operating decision maker.

**21. FINANCIAL RISK MANAGEMENT**

**(a) Financial Risk Management**

The Company's financial instruments consist mainly of deposits with banks, accounts receivable and payable and loans from related parties.

The main purpose of non-derivative financial instruments is to raise finance for the Company's operations.

Derivatives are not currently used by the Company for hedging purposes. The Company does not speculate in the trading of derivative instruments.

**(i) Treasury Risk Management**

The Board of the Company meets on a regular basis to analyse interest rate exposure and to evaluate treasury management strategies in the context of the most recent economic conditions and forecasts.

**(ii) Financial Risks**

The main risks the Company is exposed to through its financial instruments are interest rate risk, liquidity risk and credit risk.

**Interest Rate Risk**

The Company does not have any debt that may be affected by interest rate risk as the loan from the parent entity is interest free and loans from other shareholders are at a fixed interest

rate. The Company seeks to utilise fixed interest rate products to assist in managing its deposit funds and is subject to interest rate risk as detailed below in *sensitivity analysis*.

#### *Sensitivity Analysis*

At 30 June 2017, if interest rates had changed by +/- 100 basis points from the weighted average rate for the year with all other variables held constant, post-tax loss for Company would have been \$3,363 lower/higher (2016: \$9,034 lower/higher) as a result of lower/higher interest income from cash and cash equivalents.

#### *Liquidity Risk*

Liquidity risk arises from the possibility that the Company may encounter difficulty in settling its debts or otherwise meeting its financial obligations related to financial liabilities. The Company manages liquidity risk by monitoring forecast cash flows.

#### *Financial Liability and Financial Asset Maturity Analysis:*

	Within 1 Year		1 to 5 Years		No Maturity Date		Total	
	2017 \$	2016 \$	2017 \$	2016 \$	2017 \$	2016 \$	2017 \$	2016 \$
<b>Financial liabilities due for payment</b>								
Trade and other payables	(93,855)	(132,542)	-	-	-	-	(93,855)	(132,542)
Borrowings	-	-	(4,350,175)	(3,114,030)	-	-	(4,350,175)	(3,114,030)
Total Expected outflows	(93,855)	(132,542)	(4,350,175)	(3,114,030)	-	-	(4,444,030)	(3,246,572)
<b>Financial assets – cash flows realisable</b>								
Cash and cash equivalents	354,074	366,101	-	-	-	-	354,074	366,101
Trade and other receivables	2,660	5,922	-	-	-	-	2,660	5,922
Available for sale financial assets	-	-	-	-	2,000,000	2,500,000	2,000,000	2,500,000
Total Anticipated Inflows	356,734	372,023	-	-	2,000,000	2,500,000	2,356,734	2,872,023
Net inflow/(outflow) on financial instruments	262,879	239,481	(4,350,175)	(3,114,030)	2,000,000	2,500,000	(2,087,296)	(374,549)

There are no assets or liabilities that have a maturity date greater than five years.

#### *Credit Risk*

The maximum exposure to credit risk, excluding the value of any collateral or other security, at reporting date to recognised financial assets, is the carrying amount, net of any provisions for impairment of those assets, as disclosed in the Statement of Financial Position and notes to the financial statements.

Credit risk on liquid funds is limited because counter parties are banks with high credit rating.

The Company does not have any material credit risk exposure to any single receivable or group of receivables under financial instruments entered into by the economic entity.

#### *Price Risk*

Price risk relates to the risk that the fair value or future cash flows of a financial instrument will fluctuate because of changes in market prices largely due to demand and supply factors for commodities.

The Company is exposed to equity price risk arising from the equity investment in MZI Resources Ltd. This equity investment is held for strategic rather than trading purposes. The Company does not actively trade this investment.

The sensitivity analyses below have been determined based on the exposure to equity price risks at the end of the reporting period. If equity prices had been 10% higher/lower:

Loss for the year ended 30 June 2017 would have been \$200,000 lower/higher as the equity investments whilst classified as available-for-sale were impaired in the year; and

In the prior year other comprehensive loss for the year ended 30 June 2016 would decrease/increase by \$250,000 as a result of the changes in fair value of available-for-sale shares.

**(b) Fair Value Estimation**

The fair value of financial assets and financial liabilities must be estimated for recognition and measurement or for disclosure purposes. All financial assets and financial liabilities of the Company at the reporting date are recorded at amounts approximating their fair value.

The carrying value less impairment provision of trade receivables and payables approximate their fair values due to their short-term nature. Trade and sundry payables are all expected to be paid in less than six months.

**Net Fair Value of Financial Assets and Financial Liabilities**

The net fair value of the Company's financial assets and financial liabilities approximates their carrying value.

**(c) Interest Rate Risk**

The Company's exposure to interest rate risk, which is the risk that a financial instrument's value will fluctuate as a result of changes in market interest rates and the effective weighted average interest rate for each class of financial assets and financial liabilities comprises:

	Floating Interest Rate		Fixed Interest Rate				Non-Interest Bearing		Total		Weighted Effective Interest Rate	
			1 Year or Less		1 to 5 Years							
	2017 \$	2016 \$	2017 \$	2016 \$	2017 \$	2016 \$	2017 \$	2016 \$	2017 \$	2016 \$	2017 %	2016 %
Financial Assets												
Cash	104,074	216,101	250,000	150,000	-	-	-	-	354,074	366,101	3.07	4.09
Trade and other receivables	-	-	-	-	-	-	2,660	5,922	2,660	5,922	N/A	N/A
Available for sale financial assets	-	-	-	-	-	-	2,000,000	2,500,000	2,000,000	2,500,000	N/A	N/A
Total Financial Assets	104,074	216,101	250,000	150,000	-	-	2,002,660	2,505,922	2,356,754	2,872,023	-	-
Financial Liabilities												
Trade and other payables	-	-	-	-	-	-	93,855	132,542	93,855	132,542	N/A	N/A
Borrowings	-	-	-	-	4,350,175	3,114,030	-	-	4,350,175	3,114,030	10.4%	10.0%
Total Financial Liabilities	-	-	-	-	4,350,175	3,114,030	93,855	132,542	4,444,030	3,246,572	-	-

**22. FAIR VALUE MEASUREMENTS**

The Company measures and recognises the following assets and liabilities at fair value on a recurring basis after initial recognition:

- available-for-sale financial assets.

**(a) Fair Value Hierarchy**

The Company classifies fair value of financial instruments using the fair value hierarchy, in order to reflect the most significant input used in their valuation.

**Level 1:** Measurements based on quoted prices (unadjusted) in active markets for identical assets or liabilities that the entity can access at the measurement date

**Valuation techniques**

The Company selects a valuation technique that is appropriate in the circumstances and for which sufficient data is available to measure fair value. The availability of sufficient and relevant data primarily depends on the specific characteristics of the asset or liability being measured.

All investments in listed securities are valued by reference to quoted prices in an active market.

The following tables provide the fair values of the Company's assets and liabilities measured and recognised on a recurring basis after initial recognition and their categorisation within the fair value hierarchy:

2017	Note	Level 1 \$	Level 2 \$	Level 3 \$	Total \$
<b>Recurring fair value measurements</b>					
<i>Financial assets</i>					
Available-for-sale financial assets					
- shares in listed companies	9	2,000,000	-	-	2,000,000
<b>Total financial assets recognised at fair value on a recurring basis</b>		2,000,000	-	-	2,000,000

2016	Note	Level 1 \$	Level 2 \$	Level 3 \$	Total \$
<b>Recurring fair value measurements</b>					
<i>Financial assets</i>					
Available-for-sale financial assets					
- shares in listed companies	9	2,500,000	-	-	2,500,000
<b>Total financial assets recognised at fair value on a recurring basis</b>		2,500,000	-	-	2,500,000

**(b) Fair Value of Financial Assets and Liabilities Not Measured at Fair Value**

The Directors are of the opinion that the carrying value of the following financial instruments approximates the fair value of these instruments:

- trade and other receivables
- trade and other payables
- loans from related parties (refer note 12 for details).



**23. EVENTS AFTER THE BALANCE SHEET DATE**

Subsequent to the end of the financial year the Company signed an agreement with Rich Mark Development Group Pty Ltd to extend the term of the existing \$1 million unsecured loan from 31 August 2018 to 31 August 2020, with repayment due on 2 September 2020. The loan will continue to accrue interest six monthly at 4% pa.

In addition the Company received a further \$1 million, subsequent to the year end, from Rich Mark Development Group Pty Ltd. The loan is unsecured and subject to interest at 4% pa which accrues six monthly and is payable along with the principle at maturity. The loan matures on 19 August 2019.

No other matters or circumstances have arisen since the end of the financial year which significantly affected or may significantly affect the operations of the Company, the results of those operations, or the state of affairs of the Company in future financial years.

**24. ULTIMATE PARENT COMPANY**

The Ultimate Parent Company of Accent Resources NL is Xingang Resources (HK) Limited.

**25. COMPANY DETAILS**

The registered office of the Company is:  
9/250 Queen Street  
Melbourne VIC 3000

The principal place of business of the Company is:  
4/29 Ord Street  
WEST PERTH WA 6005

**ACCENT RESOURCES NL  
DIRECTORS' DECLARATION**


---



The Directors of the Company declare that:

1. the attached financial statements and notes are in accordance with the *Corporations Act 2001*, including:
  - a. complying with Australian Accounting Standards, which, as stated in accounting policy Note 1 to the financial statements, constitutes compliance with International Financial Report Standard (IFRS) and *Corporations Regulations 2001*, and
  - b. giving a true and fair view of the Company's financial position at 30 June 2017 and of its performance for the year ended on that date; and
2. the directors have been given the declarations required by s.295A of the *Corporations Act 2001* from the Chief Executive Officer and Chief Financial Officer.
3. In the Directors' opinion there are reasonable grounds to believe that the Company will be able to pay its debts as and when they become due and payable; and

This declaration is made in accordance with a resolution of the Board of Directors made pursuant to section 295(5) of the *Corporations Act 2001*.



Yuzi Zhou  
Executive Chairman

Dated this 29th day of September 2017

## Independent Auditor's Report to the members of Accent Resources NL

### Report on the Audit of the Financial Report

#### *Opinion*

We have audited the financial report of Accent Resources ML Limited (the "Company") which comprises the statement of financial position as at 30 June 2017, the statement of profit or loss and other comprehensive income, the statement of changes in equity and the statement of cash flows for the year then ended, and notes to the financial statements, including a summary of significant accounting policies and the directors' declaration.

In our opinion, the accompanying financial report of the Company is in accordance with the *Corporations Act 2001*, including:

- (i) giving a true and fair view of the Company's financial position as at 30 June 2017 and of its financial performance for the year then ended; and
- (ii) complying with Australian Accounting Standards and the *Corporations Regulations 2001*.

#### *Basis for Opinion*

We conducted our audit in accordance with Australian Auditing Standards. Our responsibilities under those standards are further described in the *Auditor's Responsibilities for the Audit of the Financial Report* section of our report. We are independent of the Company in accordance with the auditor independence requirements of the *Corporations Act 2001* and the ethical requirements of the Accounting Professional and Ethical Standards Board's APES 110 *Code of Ethics for Professional Accountants* (the Code) that are relevant to our audit of the financial report in Australia. We have also fulfilled our other ethical responsibilities in accordance with the Code.

We confirm that the independence declaration required by the *Corporations Act 2001*, which has been given to the directors of the Company, would be in the same terms if given to the directors as at the time of this auditor's report.

We believe that the audit evidence we have obtained is sufficient and appropriate to provide a basis for our opinion.

#### *Material Uncertainty Related to Going Concern*

We draw attention to Note 1(ii) in the financial report which indicates that the Company incurred a loss of \$3,113,099 and experienced net cash outflows from operating and investing activities of \$1,012,027 for the year ended 30 June 2017. These conditions, along with other matters set out in Note 1(ii), indicate that a material uncertainty exists that may cast significant doubt about the Company's ability to continue as a going concern. Our opinion is not modified in respect of this matter. Our procedures in relation to going concern included, but were not limited to:

- inquiring of management and the directors in relation to events and conditions that may impact the assessment of the Company's ability to continue as a going concern;
- challenging the assumptions contained in management's cash flow forecast in relation to the Company's ability to continue as a going concern; and
- assessing the adequacy of the disclosures related to going concern in Note 1(ii).

### Key Audit Matters

Key audit matters are those matters that, in our professional judgement, were of most significance in our audit of the financial report for the current period. These matters were addressed in the context of our audit of the financial report as a whole, and in forming our opinion thereon, and we do not provide a separate opinion on these matters. In addition to the matter described in the *Material Uncertainty Related to Going Concern* section, we have determined the matters described below to be the key audit matters to be communicated in our report.

Key Audit Matter	How the scope of our audit responded to the Key Audit Matter
<p>Carrying value of Exploration and Evaluation Assets</p> <p>As at June 2017 the Company has \$3,919,394 of capitalised exploration and evaluation expenditure as disclosed in Note 8.</p> <p>Judgement is applied in determining the treatment of exploration expenditure in particular:</p> <ul style="list-style-type: none"> <li>• whether the conditions for capitalisation are satisfied;</li> <li>• which elements of exploration and evaluation expenditures qualify for recognition; and</li> <li>• whether facts and circumstances indicate that the exploration and expenditure assets should be tested for impairment.</li> </ul>	<p>Our procedures included, but were not limited to:</p> <ul style="list-style-type: none"> <li>• Obtaining a schedule of the areas of interest held by the Company and assessing whether the rights to tenure of those areas of interest remained current at balance date;</li> <li>• Holding discussions with management as to the status of ongoing exploration programmes in the respective areas of interest;</li> <li>• Assessing whether any such areas of interest had reached a stage where a reasonable assessment of economically recoverable reserves existed;</li> <li>• Testing, on a sample basis, evaluation expenditure capitalised during the year for compliance with the applicable accounting standards; and</li> <li>• Assessing whether any facts or circumstances existed to suggest impairment testing was required.</li> </ul> <p>We also assessed the appropriateness of the disclosures in Note 8 to the financial statements.</p>

## *Other Information*

The directors are responsible for the other information. The other information comprises the information included in the Company's annual report for the year ended 30 June 2017, but does not include the financial report and our auditor's report thereon.

Our opinion on the financial report does not cover the other information and we do not express any form of assurance conclusion thereon.

In connection with our audit of the financial report, our responsibility is to read the other information and, in doing so, consider whether the other information is materially inconsistent with the financial report or our knowledge obtained in the audit, or otherwise appears to be materially misstated. If, based on the work we have performed, we conclude that there is a material misstatement of this other information, we are required to report that fact. We have nothing to report in this regard.

## *Responsibilities of the Directors for the Financial Report*

The directors of the Company are responsible for the preparation of the financial report that gives a true and fair view in accordance with Australian Accounting Standards and the *Corporations Act 2001* and for such internal control as the directors determine is necessary to enable the preparation of the financial report that gives a true and fair view and is free from material misstatement, whether due to fraud or error.

In preparing the financial report, the directors are responsible for assessing the ability of the Company to continue as a going concern, disclosing, as applicable, matters related to going concern and using the going concern basis of accounting unless the directors either intend to liquidate the Company or to cease operations, or has no realistic alternative but to do so.

## *Auditor's Responsibilities for the Audit of the Financial Report*

Our objectives are to obtain reasonable assurance about whether the financial report as a whole is free from material misstatement, whether due to fraud or error, and to issue an auditor's report that includes our opinion. Reasonable assurance is a high level of assurance, but is not a guarantee that an audit conducted in accordance with the Australian Auditing Standards will always detect a material misstatement when it exists. Misstatements can arise from fraud or error and are considered material if, individually or in the aggregate, they could reasonably be expected to influence the economic decisions of users taken on the basis of this financial report.

As part of an audit in accordance with the Australian Auditing Standards, we exercise professional judgement and maintain professional scepticism throughout the audit. We also:

- Identify and assess the risks of material misstatement of the financial report, whether due to fraud or error, design and perform audit procedures responsive to those risks, and obtain audit evidence that is sufficient and appropriate to provide a basis for our opinion. The risk of not detecting a material misstatement resulting from fraud is higher than for one resulting from error, as fraud may involve collusion, forgery, intentional omissions, misrepresentations, or the override of internal control.

- Obtain an understanding of internal control relevant to the audit in order to design audit procedures that are appropriate in the circumstances, but not for the purpose of expressing an opinion on the effectiveness of the Company's internal control.
- Evaluate the appropriateness of accounting policies used and the reasonableness of accounting estimates and related disclosures made by the directors.
- Conclude on the appropriateness of the director's use of the going concern basis of accounting and, based on the audit evidence obtained, whether a material uncertainty exists related to events or conditions that may cast significant doubt on the Company's ability to continue as a going concern. If we conclude that a material uncertainty exists, we are required to draw attention in our auditor's report to the related disclosures in the financial report or, if such disclosures are inadequate, to modify our opinion. Our conclusions are based on the audit evidence obtained up to the date of our auditor's report. However, future events or conditions may cause the Company to cease to continue as a going concern.
- Evaluate the overall presentation, structure and content of the financial report, including the disclosures, and whether the financial report represents the underlying transactions and events in a manner that achieves fair presentation.

We communicate with the directors regarding, among other matters, the planned scope and timing of the audit and significant audit findings, including any significant deficiencies in internal control that we identify during our audit.

We also provide the directors with a statement that we have complied with relevant ethical requirements regarding independence, and to communicate with them all relationships and other matters that may reasonably be thought to bear on our independence, and where applicable, related safeguards.

From the matters communicated with the directors, we determine those matters that were of most significance in the audit of the financial report of the current period and are therefore the key audit matters. We describe these matters in our auditor's report unless law or regulation precludes public disclosure about the matter or when, in extremely rare circumstances, we determine that a matter should not be communicated in our report because the adverse consequences of doing so would reasonably be expected to outweigh the public interest benefits of such communication.

## **Report on the Remuneration Report**

### *Opinion on the Remuneration Report*

We have audited the Remuneration Report included in pages 12 to 15 of the Director's Report for the year ended 30 June 2017.

In our opinion, the Remuneration Report of the Company, for the year ended 30 June 2017, complies with section 300A of the *Corporations Act 2001*.



## *Responsibilities*

The directors of the Company are responsible for the preparation and presentation of the Remuneration Report in accordance with section 300A of the *Corporations Act 2001*. Our responsibility is to express an opinion on the Remuneration Report, based on our audit conducted in accordance with Australian Auditing Standards.

*Deloitte Touche Tohmatsu*

DELOITTE TOUCHE TOHMATSU

*Nicolas Menezes*

**Nicole Menezes**

Partner

Chartered Accountants

Perth, 29 September 2017

The Board of Directors  
Accent Resources NL  
Level 9, 250 Queen Street  
MELBOURNE, VIC 3000

29 September 2017

Dear Board Members

**Accent Resources NL**

In accordance with section 307C of the *Corporations Act 2001*, I am pleased to provide the following declaration of independence to the directors of Accent Resources NL.

As lead audit partner for the audit of the financial statements of Accent Resources NL for the financial year ended 30 June 2017, I declare that to the best of my knowledge and belief, there have been no contraventions of:

- (i) the auditor independence requirements of the Corporations Act 2001 in relation to the audit; and
- (ii) any applicable code of professional conduct in relation to the audit.

Yours sincerely

DELOITTE TOUCHE TOHMATSU

**Nicole Menezes**  
Partner  
Chartered Accountants

As at 23 August 2017

**1. Numbers of Holders of Equity Securities**

**a. Ordinary Share Capital**

181,000,233 fully paid ordinary shares are held by 357 individual shareholders.

**b. Listed Options**

There are no listed options.

**c. Unlisted Options**

There are no unlisted options.

**d. Distribution of Holders of Equity Securities**

	<b>Fully Paid Ordinary Shares</b>	<b>Listed Options</b>	<b>Unlisted Options</b>
1 - 1,000	73	-	-
1,001 – 5,000	62	-	-
5,001 – 10,000	72	-	-
10,001 – 100,000	120	-	-
100,001 – and over	30	-	-
<b>Total</b>	<b>357</b>	<b>-</b>	<b>-</b>

**e. Substantial Share and Option Holders**

The names of the substantial shareholders listed in the Company's register as at 23 August 2017:

	<b>Number</b>	<b>Percentage</b>
1. Xinyang Resources (HK) Limited	98,026,518	54.158%
2. Rich Mark Development (Group) Pty Ltd	28,218,366	15.590%
3. Grandmaster Fortune Limited	21,563,603	11.914%
4. Sino Oriental International Limited	10,000,000	5.525%
5. Mr Bin Cui	9,977,998	5.513%

**f. Other Information**

The voting rights attached to ordinary shares are governed by the Constitution of the Company. On a show of hands every person present who is a Member or representative of a Member shall have one vote on a poll, every Member present in person or by proxy or by attorney or duly authorised representative shall have one vote for each share held. None of the options have any voting rights.

## Unmarketable Parcels

At the date of this report, there were 238 holders who held shares that were unmarketable parcels.

## 2. Twenty Largest Shareholders

	Number	Percentage
XINYANG RESOURCES (HK) LIMITED	98,026,518	54.158%
RICH MARK DEVELOPMENT (GROUP) PTY LTD	28,218,366	15.590%
GRANDMASTER FORTUNE LIMITED	21,563,603	11.914%
SINO ORIENTAL INTERNATIONAL LIMITED	10,000,000	5.525%
MR BIN CUI	9,977,998	5.513%
Mr LI ZHAO	2,102,500	1.162%
GREGORY IAN WILLIMS & JUDITH ANNE WILLIMS	875,000	0.483%
TONY JAMES PEARS & LYNDIA PAMELA PEARS	650,300	0.359%
TOLSUTRA PTY LTD	500,000	0.276%
BROWNWARD PTY LTD <BRIAN HAYWARD SF A/C>	500,000	0.276%
DONG LIANG	493,959	0.273%
BORROMINI PTY LTD	475,000	0.262%
DESKGLEN PTY LTD <HEILBRONN'S SUPER FUND A/C>	400,000	0.221%
XIA LI	320,156	0.177%
TOLSUTRA PTY LTD	250,000	0.138%
KHEE KWONG LOO	250,000	0.138%
JF APEX SECURITIES BERHAD <CLIENT A/C>	232,150	0.128%
MAGNIM PTY LTD <THE COX SUPER FUND A/C>	223,880	0.124%
BOND STREET CUSTODIANS LIMITED	160,675	0.089%
MR WILLIAM PHARIES TOOMA	153,776	0.085%
	<b>175,373,881</b>	<b>96.892%</b>

## 3. Twenty Largest Listed Option Holders

There were no listed options as at 23 August 2017.

## 4. Restricted Securities

At 23 August 2017 there were no restricted securities.

For the Year ended 30 June 2017

## WESTERN AUSTRALIA

All of the company's Mineral resources and Ore Reserves are located within Western Australia.

## IRON (MAGNETITE) RESOURCES

There was no change to the company's iron (magnetite) resources during FY2017

**Table: Magnetite Range Project**

JORC 2004 Category	Tonnes (Mt)	DTR Wt Recovery (%)	Whole Rock Assay				DTR Concentrate Assay						
			Fe (%)	Al <sub>2</sub> O <sub>3</sub> (%)	S (%)	SiO <sub>2</sub> (%)	Fe (%)	Al <sub>2</sub> O <sub>3</sub> (%)	S (%)	SiO <sub>2</sub> (%)	P (%)	FeO (%)	LOI (%)
Measured	6.8	41.66	33.86	0.86	0.11	46.92	69.61	0.1	0.16	2.93	0.01	24.53	-3.08
Indicated	305.7	37.26	31.82	1.92	0.33	46.27	67.32	0.24	0.49	5.32	0.01	27.37	-2.77
Inferred	122	32.57	30.28	2.34	0.41	47.12	67.6	0.24	0.62	4.91	0.01	27.43	-2.68
<b>Total</b>	<b>434.5</b>	<b>36.01</b>	<b>31.42</b>	<b>2.02</b>	<b>0.35</b>	<b>46.52</b>	<b>67.43</b>	<b>0.24</b>	<b>0.52</b>	<b>5.17</b>	<b>0.01</b>	<b>27.34</b>	<b>-2.75</b>

- Source: ACS 30/06/2016 Annual Report
- Small discrepancies may occur due to rounding effects
- Calculated on the fresh zone, 15% DTR weight recovery cut off

## GOLD RESOURCES

There was no change to the Company's gold resources during FY2017.

**Table: Norseman Project (at 0.5 g/t Au lower cut off)**

Deposit	JORC 2004 Category											
	Measured			Indicated			Inferred			Total		
	Ore (t)	Grade (g/t)	Total (Oz)	Ore (t)	Grade (g/t)	Total (Oz)	Ore (t)	Grade (g/t)	Total (Oz)	Ore (t)	Grade (g/t)	Total (Oz)
Iron Duke	450,900	1.8	25,300	272,500	1.6	14,000	126,500	1.6	6,400	850,000	1.7	45,700
Surprise	299,200	1.4	13,300	137,600	1.3	5,900	94,300	1.2	3,600	531,100	1.3	22,800
<b>Total</b>	<b>750,100</b>	<b>1.6</b>	<b>38,600</b>	<b>410,100</b>	<b>1.5</b>	<b>19,900</b>	<b>220,800</b>	<b>1.4</b>	<b>10,000</b>	<b>1,381,000</b>	<b>1.5</b>	<b>68,500</b>

**Table: Norseman Project (at 1 g/t Au lower cut off)**

Deposit	JORC 2004 Category											
	Measured			Indicated			Inferred			Total		
	Ore (t)	Grade (g/t)	Total (Oz)	Ore (t)	Grade (g/t)	Total (Oz)	Ore (t)	Grade (g/t)	Total (Oz)	Ore (t)	Grade (g/t)	Total (Oz)
Iron Duke	328,300	2.1	22,200	213,700	1.8	12,500	111,100	1.7	6,000	653,200	1.9	40,700
Surprise	210,800	1.6	10,900	111,900	1.4	5,200	63,500	1.4	2,800	386,200	1.5	18,800
<b>Total</b>	<b>539,100</b>	<b>1.9</b>	<b>33,100</b>	<b>325,600</b>	<b>1.7</b>	<b>17,700</b>	<b>174,600</b>	<b>1.6</b>	<b>8,800</b>	<b>1,039,400</b>	<b>1.8</b>	<b>59,500</b>

- Source: ACS 30/06/2015 Annual Report
- Small discrepancies may occur due to rounding effects

The Mineral Resource estimate for the Magnetite Range and Norseman Gold Projects was prepared and first disclosed under the JORC Code 2004. They have not been updated since to comply with the JORC Code 2012 on the basis that the information has not materially changed since it was last reported.

## **MINERAL RESOURCE AND ORE RESERVE CORPORATE GOVERNANCE**

Due to the nature, stage and size of the Company's existing projects, ACS believe there would be no efficiencies gained by establishing a separate committee responsible for reviewing and monitoring the Company's processes for calculating Mineral Resources and Ore Reserves and for ensuring that the appropriate internal controls are applied to such calculations.

However, the Company ensures that data collected and utilised, and all Mineral Resource or Ore Reserve Estimations, are supervised and prepared by Competent Persons in accordance with JORC Code.

The Company will report any future Mineral Resource and Ore Reserves updates in accordance with the 2012 JORC Code.

## **COMPETENT PERSONS STATEMENTS**

For the Year Ended 30 June 2017

### **Competent Persons Statement – Magnetite Range Project**

The information that relates to Mineral Resources at the Magnetite Range Iron (magnetite) Ore Project is based on a resource estimate that was prepared by Mr Stephen Hyland of Ravensgate Mineral Industry Consultants. Mr Hyland is a Fellow of the Australasian Institute of Mining and Metallurgy. The preparation was supervised by Mr G Rodney Dale FRMIT of PROMET Engineers Pty Ltd. Mr Dale is a Fellow of the Australasian Institute of Mining and Metallurgy. Mr Hyland takes overall responsibility for the Resource Estimate; Mr Dale takes responsibility for the geological model. Mr Hyland and Mr Dale have sufficient experience which is relevant to the style of mineralisation and type of deposit under consideration and to the activity they are undertaking to qualify as Competent Persons as defined in the 2004 Edition of the Australasian Code for Reporting of Exploration Results, Mineral Resources and Ore Reserves. Mr Hyland and Mr Dale consent to the inclusion in this report of the matters based on their information (and the public reporting of these statements) in the form and context that the information appears.

### **Competent Persons Statement – Norseman Project**

The information that relates to Mineral Resources at the Norseman Gold Project is based on a resource estimate that was prepared by Mr Stephen Hyland of Ravensgate Mining Industry Consultants. Mr Hyland is a Fellow of the Australian Institute of Mining and Metallurgy. Mr Hyland has sufficient experience which is relevant to the style of mineralisation and type of deposit under consideration and to the activity which he is undertaking to qualify as a Competent Person as defined in the 2004 Edition of the Australasian Code for Reporting of Exploration Results, Mineral Resources and Ore Reserves. Mr Hyland consents to the inclusion in this report of the matters based on his information (and the public reporting of these statements) in the form and context that the information appears.

### **Competent Persons Statement – Annual Mineral Reserves and Resources Statement**

The Mineral Resources and Ore Reserves statement in this Annual Report is based on, and fairly represents, information and supporting documentation prepared by a competent person or persons. The Mineral Resources and Ore Reserves statement as a whole has been approved by Ms George Morton, who is a full-time employee of the Company and a Member of the Australian Institute of Geoscientists. Ms Morton consents to the inclusion of the Mineral Resources and Ore Reserves statement in the form and context in which it appears in this Annual Report.



For Year Ended 30 June 2017

**WESTERN AUSTRALIA**

All of the company's projects are located within Western Australia.

PROJECT	TENEMENT	STATUS / GRANT DATE	EXPIRY DATE	% OWNERSHIP
Meekatharra	E51/1209	26/06/2008	25/06/2018	100%
Mt Gibson	E59/875	22/03/2006	21/03/2018	100%
(Magnetite Range)	M59/166	05/10/1989	04/10/2031	100%
	L59/106	01/08/2012	31/07/2033	100%
	E59/1732	28/03/2012	27/03/2017 <sup>3</sup>	100%
	E59/1878	10/07/2013	09/07/2018	100%
	E59/2043	18/06/2015	17/06/2020	100%
	E59/2044	18/06/2015	17/06/2020	100%
Norseman	M63/225	04/01/1991	03/01/2033	100%
	M63/226	04/01/1991	03/01/2033	100%
	M63/229	19/11/1990	18/11/2032	100%
	M63/247	04/12/1992	03/12/2034	100%
	M63/369	01/07/2011	30/07/2032	100%
	M63/657	Application	Application	
	P63/1642	06/06/2008	05/06/2016 <sup>4</sup>	100%
	P63/1380	05/09/2007	04/09/2015 <sup>4</sup>	100%
	P63/1381	05/09/2007	04/09/2015 <sup>4</sup>	100%
	P63/1383	05/09/2007	04/09/2015 <sup>4</sup>	100%
	P63/1384	05/09/2007	04/09/2015 <sup>4</sup>	100%
	P63/1893	03/09/2012	02/09/2016 <sup>4</sup>	100%
	P63/1904	07/09/2012	06/09/2016 <sup>4</sup>	100%
	P63/1997	04/07/2016	03/07/2020	100%
	P63/2052	Application	Application	

<sup>3</sup> At time of preparation of Annual Report the application for renewal of E59/1732 was still under review by the Department of Mines, Industry Regulation and Safety

<sup>4</sup> Subject to consolidation under Mining Lease Application 63/657

***"This page is left blank intentionally"***

For personal use only

