

A C C E N T
R E S O U R C E S N . L .



ACN 113 025 808

ANNUAL REPORT

**FOR THE YEAR ENDED
30 JUNE 2016**

For personal use only

A C C E N T
R E S O U R C E S N . L .



ACN 113 025 808

CONTENTS

Corporate Directory	1
Chairman's Letter	2
Directors' Report	3
Corporate Governance Statement	17
Statement of Profit or Loss and Other Comprehensive Income	23
Statement of Financial Position	24
Statement of Changes in Equity	25
Statement of Cash Flows	26
Notes to the Financial Statements	27
Directors' Declaration	46
Independent Audit Report	47
Auditor's Independence Declaration	49
Shareholder Information	50
Summary Resources Statements	52
Competent Persons Statements	53
Schedule of Tenements	54

For personal use only

Directors

Yuzi (Albert) Zhou – Executive Chairman
Dian Zhou He – Non-Executive Director and
Deputy Chairman
Jun Sheng Liang – Non-Executive Director
Jie You – Alternate Director to Jun Sheng Liang

Company Secretary

Robert Allen

Auditor

Deloitte Touche Tomatsu
Tower 2, Brookfield Place
123 St Georges Terrace
PERTH WA 6000

Bankers

BankWest
1/1215 Hay St
WEST PERTH WA 6005

Solicitors

Hilary Macdonald
Suite 29, 18 Stirling Highway
NEDLANDS WA 6009

Steinepreis Paganin
Level 4, Next Building
16 Milligan Street
PERTH WA 6000

Share Registry

Advanced Share Registry
150 Stirling Highway
NEDLANDS WA 6009

Stock Exchange Listing

Australian Stock Exchange Limited
(Home Branch - Perth)

ASX Code: ACS

Registered Office

Level 9, 250 Queen St
MELBOURNE VIC 3000
Telephone: +61 3 9670 0888

Exploration and Administration Office

4/29 Ord Street
WEST PERTH WA 6005
Telephone: +61 8 9481 3006

Contacts

Telephone: +61 8 9481 3006
Facsimile: +61 8 9481 3007
E-mail: admin@accentresources.com.au
Website: www.accentresources.com.au

For personal use only



Dear Shareholder

I have pleasure in presenting this Annual Report for Accent Resources NL.

Due to continued market uncertainty and unfavourable commodity prices advanced studies on our flagship Magnetite Range Project have remained on hold. The company remains committed to the project and will continue to seek ways of progressing development in the future.

The Company has also been assessing the Norseman and Meekatharra Gold projects in recent months. The current gold resources are unlikely to support a standalone operation but represent an opportunity for either a development joint venture or toll processing with local operators. A technical review of the previous resource and geological interpretation is taking place and logistical studies are currently underway.

In addition the Company took a \$4 million share placement in MZI Resources NL which is a new mineral sands producer in Western Australia. Accent Resources largest shareholder, Xingang Resources(HK) Ltd, provided a loan for this placement.

In conjunction with majority shareholders, Xingang Resources (HK) Limited and Rich Mark Development (Group) Pty Ltd, the Company continues to assess opportunities and projects for acquisition in the expectation that it can increase the scale of the Company's position. The Board believes that the current market conditions will provide the Company with increased opportunities.

I thank shareholders for their loyalty and support during the past year and look forward to another prosperous year ahead.



Yuzi Zhou
Executive Chairman

12 September 2016

**ACCENT RESOURCES NL
DIRECTORS' REPORT**

Your Directors present their report together with the financial statements of Accent Resources NL ("the Company" or "ACS") for the year ended 30 June 2016.

Directors

The Directors in office at the date of this report and at any time during the financial year are as follows. Directors were in office for the entire year unless otherwise stated.

Yuzi (Albert) Zhou – Director and Executive Chairman
Dian Zhou He – Non-Executive Director and Deputy Chairman
Jun Sheng (Jerry) Liang – Non-Executive Director
Jie You (Alternate Director to Jun Sheng Liang)

Information on Directors and senior management

Yuzi Zhou

Director and Executive Chairman – appointed 8 May 2012

Qualifications Bachelor of Engineering

Experience Mr Zhou majored in Metal Physics and graduated from Beijing Science and Technology University with a Diploma of Bachelor of Engineer in 1985. Mr Zhou then joined Shougang Iron and Steel Company ("Shougang") in 1985. In his 9 years with Shougang he worked as an assistant engineer, as the engineer for a study of energy control and saving in iron and steel making process and then as department manager for the iron and steel international import and export business for both the United States and China. Mr Zhou then joined Itochu China Corporation as the Deputy Department Manager for the next 7 years, dealing mainly in steel products and the iron ore import and export business. The Itochu China Corporation was the largest trading company in the world. Since 2001 Mr Zhou has worked for Rio Tinto as a Superintendent Sales Manager importing and selling iron ore in China for more than 6 years. Later Mr Zhou worked as the Managing Director of China Nickel Resources Holdings Limited Company in Hong Kong for 4 years in their nickel ore and iron ore mining, exporting and importing business based in Asian areas. Mr Zhou is the Company Secretary of Xingang Resources (HK) Limited ("Xingang Resources") in Hong Kong since 2011.

Interest in Shares and Options Nil

Other Current Directorships of Listed Companies Nil

Former Directorships of Listed Companies in Last Three Years Nil

Dian Zhou He

Non-Executive Director and Deputy Chairman – appointed 8 May 2012

Qualifications Bachelor of engineering, EMBA

Experience Mr He is the Chairman and President of Xingang Iron and Steel Company Limited ("Xingang Iron and Steel Company") of the Angang Group. He joined Xingang Iron and Steel Company after finishing his mining engineering studies in Baotou Iron and Steel University in 1985 and had further education in Huazhong University of Science and Technology where he was awarded an EMBA in 2005. He has been engaged in mining, iron making, steel production and overall company management over the last 26 years. Xingang Iron and Steel Company is a leading steel company in Henan Province of China with more than 6,300 employees and a total annual steel production output of 4.5 million tonnes. The turnover in 2009/2010 was RMB 9.6 billion. Mr He is also the Chairman of Xingang Resources, a subsidiary company of Xingang Iron and Steel Company established in Hong Kong for Australian business. Xingang Resources became the largest shareholder in the Company through an on market bid early 2012

For personal use only

**ACCENT RESOURCES NL
DIRECTORS' REPORT**

Interest in Shares and Options Shareholder of Xingang Resources (HK) Ltd which holds 98,026,518 ordinary shares (54.2%) in Accent Resources NL.

Other Current Directorships of Listed Companies Nil

Former Directorships of Listed Companies in Last Three Years Nil

Jun Sheng (Jerry) Liang

Non-Executive Director – appointed 8 July 2009

Qualifications Bachelor of Science and Engineering.

Experience Mr Liang is Managing Director of Rich Mark Development (Group) Pty Ltd. He has 25 years' experience in international trade, including 11 years in COFCO, China's largest company, and 12 years in iron ore and steel trading.

Interest in Shares and Options Controlling Shareholder of Rich Mark Development (Group) Pty Ltd which holds 28,218,366 ordinary shares (15.6%) in Accent Resources NL.

Other Current Directorships of Listed Companies Nil.

Former Directorships of Listed Companies in Last Three Years Nil.

Jie You

Alternate Director to Jun Sheng Liang – appointed 8 September 2011

Qualifications Bachelor of Science

Experience Mr You joined Xiamen International Trade Group (ITG) after he graduated from university in 1989 and worked in the international trade side of ITG for ten years. He was also General Manager of two ITG subsidiary companies between 1996 and 2000. Jie You has worked as a marketing manager for Rich Mark Development (Group) Pty Ltd (a bulk commodities company).

Interest in Shares and Options Nil.

Other Current Directorships of Listed Companies Nil.

Former Directorships of Listed Companies in Last Three Years Nil.

Robert Allen

Company Secretary – appointed 1 July 2013

Qualifications Bachelor of Science and Bachelor of Business

Experience Mr Allen commenced his career as an exploration geologist. Since the early 1980's he has had over 35 years' experience in stockbroking, resources finance and banking, trading and risk management. During that time he also has had roles as CFO and Company Secretary and has also enjoyed the role of Director of an ASX listed company.

Interest in Shares and Options Nil.

Other Current Directorships of Listed Companies Nil.

Former Directorships of Listed Companies in Last Three Years Nil.

For personal use only

**ACCENT RESOURCES NL
DIRECTORS' REPORT**

Meeting of Directors

During the year, four meetings of directors were held. Attendances were:

Directors	Number Eligible to Attend	Number Attended
Jun Sheng (Jerry) Liang	4	4
Dian Zhou He	4	4
Yuzi (Albert) Zhou	4	4
Jie You	4	4

Principal Activities

Corporate Activities

The Company's strategy is to continue to concentrate on the identification of investment opportunities in the resources sector and development of existing projects. The objective is to identify mineral resource projects which have a clear pathway to production or monetisation.

Results of Operations

The net loss of the Company after income tax for the year amounted to \$940,096 (2015: \$13,881,285).

Dividends

No dividend has been paid or declared by the Company up to the date of this report. The Directors do not recommend that any amount be paid by way of dividend.

Review of Operations

In conjunction with majority shareholder Xingang Resources (HK) Limited the Company continues to assess investment opportunities and projects for acquisition or development. A summary of the Company's investments and projects are provided here.

1. Investments:

MZI Resources NL

The Company announced on 30th November 2015 that it had acquired a substantial shareholding in MZI Resources NL ("MZI") which is a listed West Australian mineral sands producer (ASX Code: MZI). MZI carried out a \$43 million share placement in three Tranches, the first two of which the Company participated in. The Company acquired 10 million shares or 6.25% of MZI at an issue price of 40 cents for a total consideration of \$4.0 million. The third Tranche of the placement took place in late February 2016, which diluted the Company's interest to 4.9%.

The Company funded its participation in the MZI placement by way of a \$4.0 million loan facility extended by the Company's major shareholder Xingang Resources (HK) Ltd.

In November 2015 MZI commissioned a mineral sands mine at Keysbrook which is 70km south of Perth. During 2016 the project has been ramping up to its initial production target of 96ktpa of leucon and zircon concentrate comprising 38ktpa of L88, 29ktpa of L70, and 29ktpa of zircon concentrate. It has contracted sales of 70% of initial output. At current mineral sands prices the initial production rate is expected to generate revenue in excess of \$60.0 million pa.

On 30th June 2016 MZI announced that it had sold 31.4kt of product since operations began in late 2015. These sales generated revenue of \$18.2 million.

Keysbrook is shaping up as a high value, low cost operation and is expected to be the world's largest primary producer of leucon. With resources equivalent to 30 years mine life at initial production rates it has significant expansion potential. The Keysbrook project has mineral resources totalling 155mt at 2.0% heavy mineral content and within these resources Proved and Probable Reserves are 72.1mt at 2.2% heavy mineral grade. The reserves are sufficient for 15 years at the initial production rate.

For personal use only

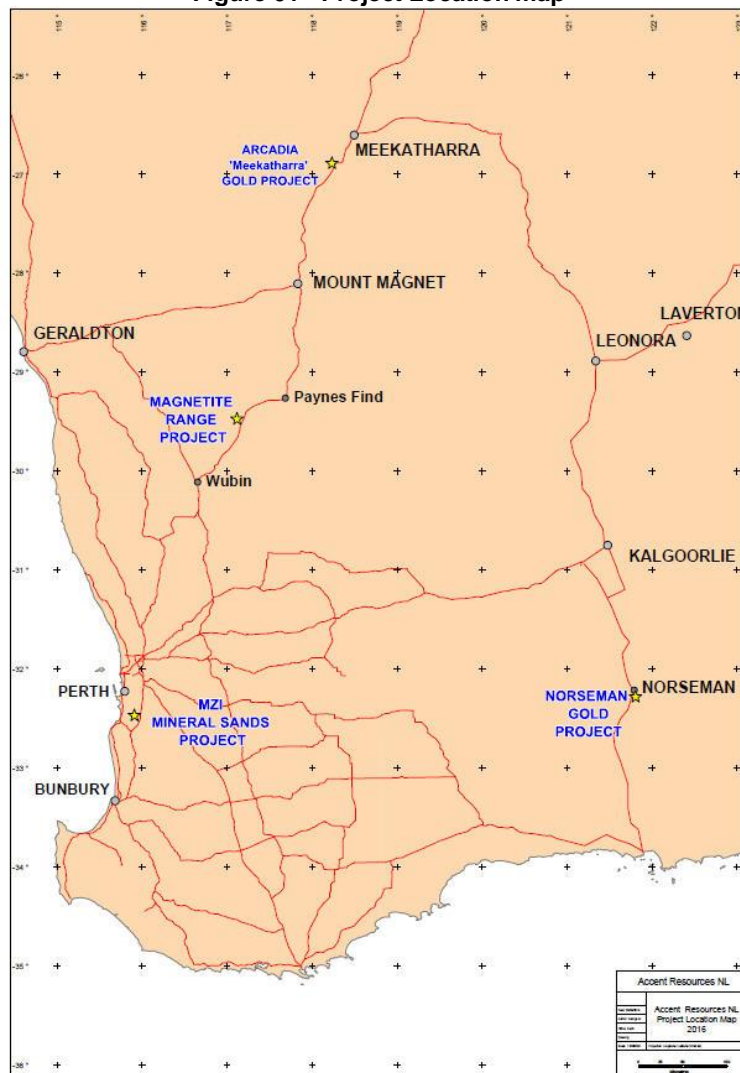
**ACCENT RESOURCES NL
DIRECTORS' REPORT**

2. Projects

Accent Resources NL is the 100% owner of the Magnetite Range Project located approx. 310km north northeast of Perth, the Arcadia 'Meekatharra' Gold Project located 45km south west of Meekatharra and the Norseman Gold Project located 5km south east of Norseman (refer Fig 01).

Principle activities during the financial year include project evaluation and mineral exploration by a new geology team. The Meekatharra project saw the completion of two geophysical data acquisition surveys (gravity and aeromagnetic), An external report is pending. The Norseman project increased in size after grant of P63/1997 and P63/2052 (application pending) and 11 of the 13 tenements being consolidated into an MLA63/657 application (pending), Native Title negotiations are currently underway. Magnetite Range is largely on hold due to current market conditions; however the company remains committed to the project and will continue to seek ways of progressing development in the future.

Figure 01 - Project Location map



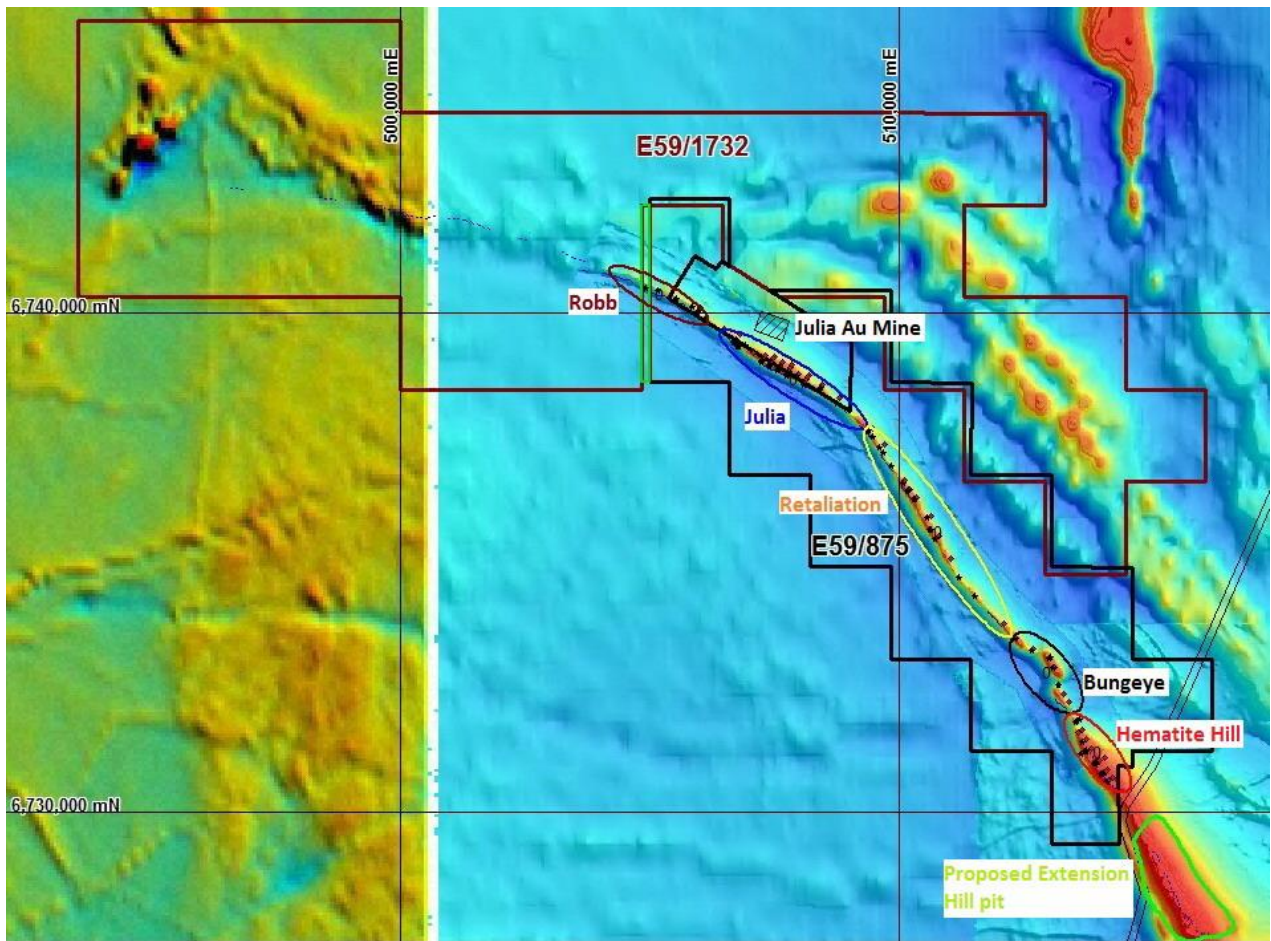
MAGNETITE RANGE IRON ORE PROJECT (ACS 100%)

The Magnetite Range Project is an advanced iron magnetite project, with green field gold and iron ore potential located approximately 310km north northeast of Perth and 250km east southeast of Geraldton in the Shire of Yalgoo. The project area covers portions of the Ninghan, White Wells and Wanarra pastoral stations immediately west of the Great Northern Highway between Wubin and Paynes Find.

The project is well located in the southeast of the developing midwest iron ore region and located immediately NW along strike of the operating Extension Hill (also known as Mt Gibson) iron ore project (refer Fig 02). The Extension Hill project has a dual ownership structure between Mount Gibson Iron Ltd (ASX:MGX) and unlisted company Asia Iron Australia Pty Ltd. Karara DSO and magnetite iron mine, which is a Joint Venture between Gindalbie Metals Ltd (ASX:GBG) and Chinese Steel producer Anshan Iron and Steel Group ("Ansteel"), is also located 45km to the north east.

For personal use only

Figure 02 - Magnetite Range Project – showing neighbouring Extension Hill Project



The main banded iron formation (“BIF”) ridges form low topographic highs (up to 30m in the south) or otherwise are buried beneath thin cover. Magnetite mineralization is contained within northwest and west northwest striking BIF units extending for over 14km of strike. The majority of the project area is characterised by two adjacent BIF units with an additional thinner unit occurring at the Hematite Hill prospect area in the south. The BIF package in the Hematite Hill area is up to 400m true thickness. The BIF units are sub vertical to steeply dipping east between Hematite Hill and Retaliation; this can shallow to an approximately 50° dipping northeast at Julia. Drilling completed indicates that the BIF units remain open at depth.

A total of 21,844m (12,218m of diamond drilling and 9,626m of Reverse Circulation (“RC”)) resource drilling was completed between 2008 and 2010 and used to estimate a revised total JORC resource of 434.5 Mt at 31.4% Fe at 15% weight recovery cut off, as announced to the ASX on 28 November 2012. The Mineral Resource estimate is detailed in Summary Resources Statements section at end of report. The Company continues to progress further studies of the Magnetite Range project in the form of internal reviews targeting land access and acquisition, infrastructure, logistics studies and corporate options for project development.

For personal use only

**ACCENT RESOURCES NL
DIRECTORS' REPORT**

NORSEMAN GOLD PROJECT (ACS 100%)

The Norseman project comprises five Mining Leases and eight Prospecting Licences covering an area of approximately 256 hectares and is located 5km south of Norseman in the Dundas Mineral Field. Mining Lease Application (MLA63/567) was applied for on the 3rd September 2015 and is currently pending. This application includes 4 Mining Leases (M63/225; 226; 247 and 369) and 7 Prospecting Leases (P63/1380; 1381; 1383; 1384; 1642; 1893 and 1904) and will consolidate tenure for the project. Native Title negotiations are currently underway with the local Ngadju for this application. P63/1997 was recently granted on 4th July 2016, subsequent to the MLA application and reporting period, P63/2052 was recently applied for on 20th June 2016 and was pending at the time of completing this report (refer Fig 03).

The project area occurs within a strongly mineralised portion of the southern Norseman – Wiluna greenstone belt of the Yilgarn Craton. The local geology consists predominantly of Archaean banded cherty siltstone / ironstone formations interbedded with mafic volcanic and intrusives. The ironstones, referred to as the Eastern and Western Banded Ironstones contain flanking volcanics and chert breccias, passing into fine clastics and magnetite ironstones.

Gold mineralisation occurs predominantly along the Mt Henry Shear within the core of the eastern Ironstone (Surprise – Iron Duke – Maitland/Break o' Day Trend) and along the eastern margin of the western Ironstone (Lady Mary Trend). Additional mineralisation occurs in east northeast – west south west trending cross-cutting structures (Luck Call, Battler). The most significant mineralisation discovered to date consists of the north-south trending Iron Duke (40,700oz @ 1.9g/t Au) and Surprise (18,800oz @ 1.5g/t Au) gold deposits along the Mt Henry Shear (99 percentile upper cut, 1.0g/t Au lower cut off) (as announced to the ASX on 26 November 2012). Over 70-80% of these resources are shallow, within 50m of surface. The Mineral Resource estimate is detailed in Summary Resources Statements section at end of report.

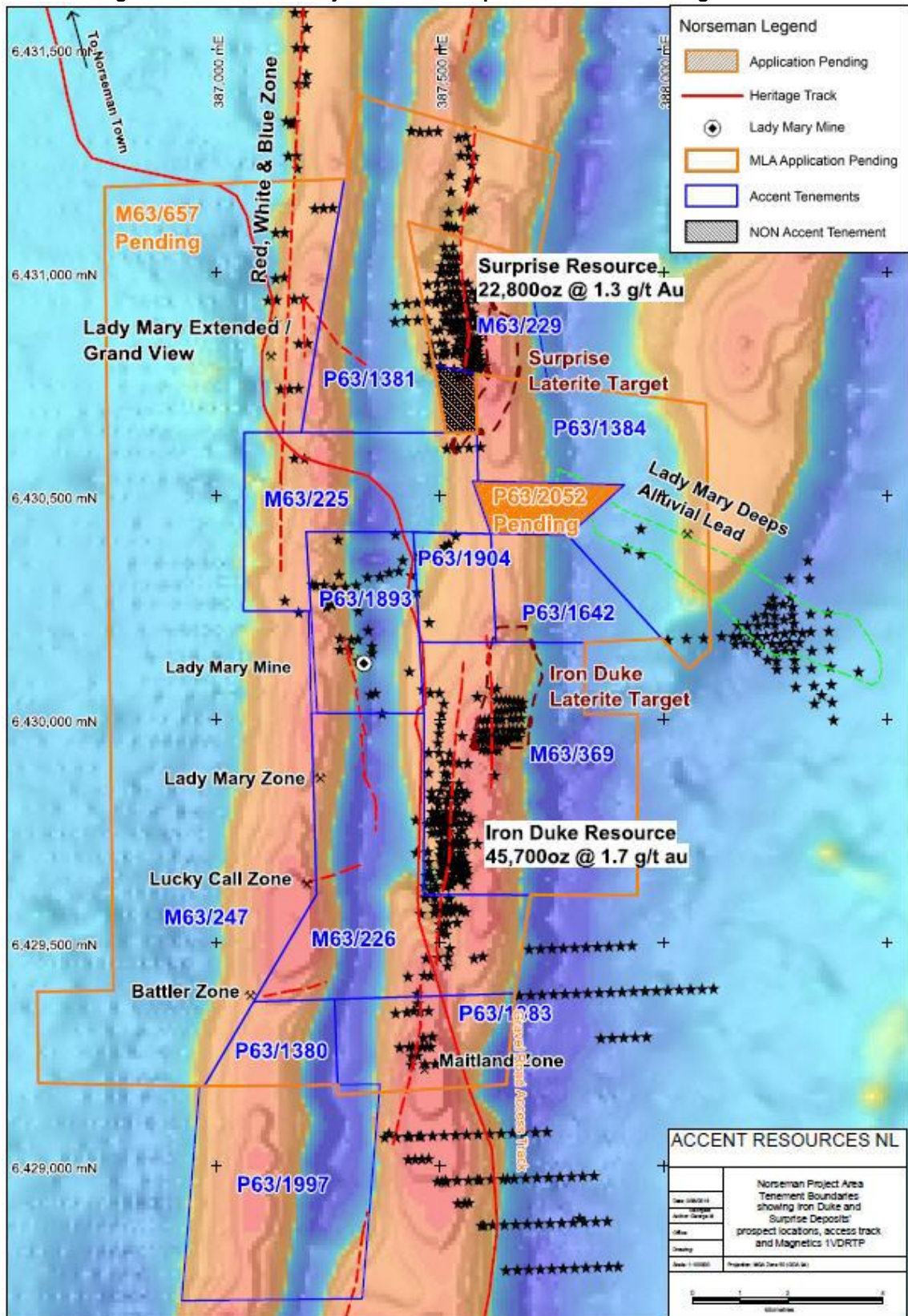
Resource estimation and pit optimisation studies of the Surprise – Iron Duke Resources were completed during 2012 to assess their potential and economic viability. The current gold resources are unlikely to support a stand-alone operation but represent opportunity for either a development joint venture or toll processing with local operators. A technical review of the previous resource and geological interpretation is currently taking place and logistical studies are currently underway.

Future geological and resource validation, and metallurgical studies at Surprise – Iron Duke has been recommended. This will improve interpretation and reduce risk related to some aspects of data quality. An improvement in the classification and the contained resources can be expected.

Tenements P63/1893 and 1904 cover the historically significant Lady Mary mine. Lady Mary was the subject of sporadic mining since the early 1900's with early reported production exceeding 26,000oz at grades greater than 20g/t Au. Mineralisation is associated with the Lady Mary Shear and hosted by an east dipping northeast plunging quartz vein which occurs at the eastern contact of the Western Ironstone with gabbro. Proposed work should include a review of geological information and construction of 3-dimensional model to accurately predict the plunge of the high grade Lady Mary shoot. This will utilise surveyed information, historical drilling and underground mine plans. Drilling of the untested but significantly mineralised structure south and along strike of the historic Lady Mary mine is also recommended.

For personal use only

Figure 03 - Norseman Project Location Map with Resources at 0.5g/t Au Cut-off



For personal use only

**ACCENT RESOURCES NL
DIRECTORS' REPORT**

ARCADIA (MEEKATHARRA) GOLD PROJECT (ACS 100%)

The Arcadia 'Meekatharra' project (E51/1209) is located approximately 45km south west of Meekatharra in the Murchison District of the Murchison Mineral Field, Western Australia.

The Meekatharra project is underlain by an attenuated and faulted southern extension of the Archaean Abbots Greenstone Belt, largely buried beneath superficial cover. The greenstone succession comprises tholeiitic volcanic rocks, fine grained clastics, felsic volcanic and mafic intrusions lying between Tuckanurra, Big Bell and Meekatharra.

Transported valley fill alluvium, related to the Hope River paleo drainage system and the saline lake deposits at Lake Annean, have masked the majority of bedrock. The transported cover varies between 4-100m thickness and underlying geology has been deduced from regional aeromagnetic interpretation and minimal drilling located over the Hope River prospect area, see Meekatharra Project Map figure 4.

The Hope River Prospect gold mineralisation was historically defined with Air Core (AC) drilling during the early 1990's by WMC Resources Ltd. During the late 1990's Atlantic Gold and Tantalum Australia NL completed further (AC) and Reverse Circulation (RC) and Diamond (DD) follow up drilling respectively. Drilling from Tantalum Australia NL (RC and DD) showed extensive supergene gold mineralisation within the weathered zone.

RC and DD has identified a 'blind' gold bearing sulphidic quartz dolerite over approximately 2km strike length of the north – south trending mylonitic zone, (Hope River Shear zone) along a splay fault off the regional north east striking Abernethy Shear Zone that occurs immediately west of the licence area. The most significant gold mineralization is associated with quartz dolerite intrusions along a western mineralized shear of the Hope River Shear Zone and requires further follow up. The most significant or best intersections include:

- MHD46 - 8m @ 4.24g/t Au from 161m (616300mE 7023950mN)
- MHC21 - 8m @ 3.89g/t Au from 57m or 5m at 5.94g/t Au from 60m (616370mE 7023235mN)
- MHC33 - 3m at 5.93g/t Au from 69m (616310mE 7024120mN)
- MHC15 -12m at 1.7g/t Au from 57m (616370mE 7024120mN)

The northern strike extension of the Hope River Prospect was drilled with AC during 2012 by Accent Resources and returned anomalous composite assay results (peak 8m@1.2g/t Au) over more than 1km, RC follow up drilling was recommended but never completed.

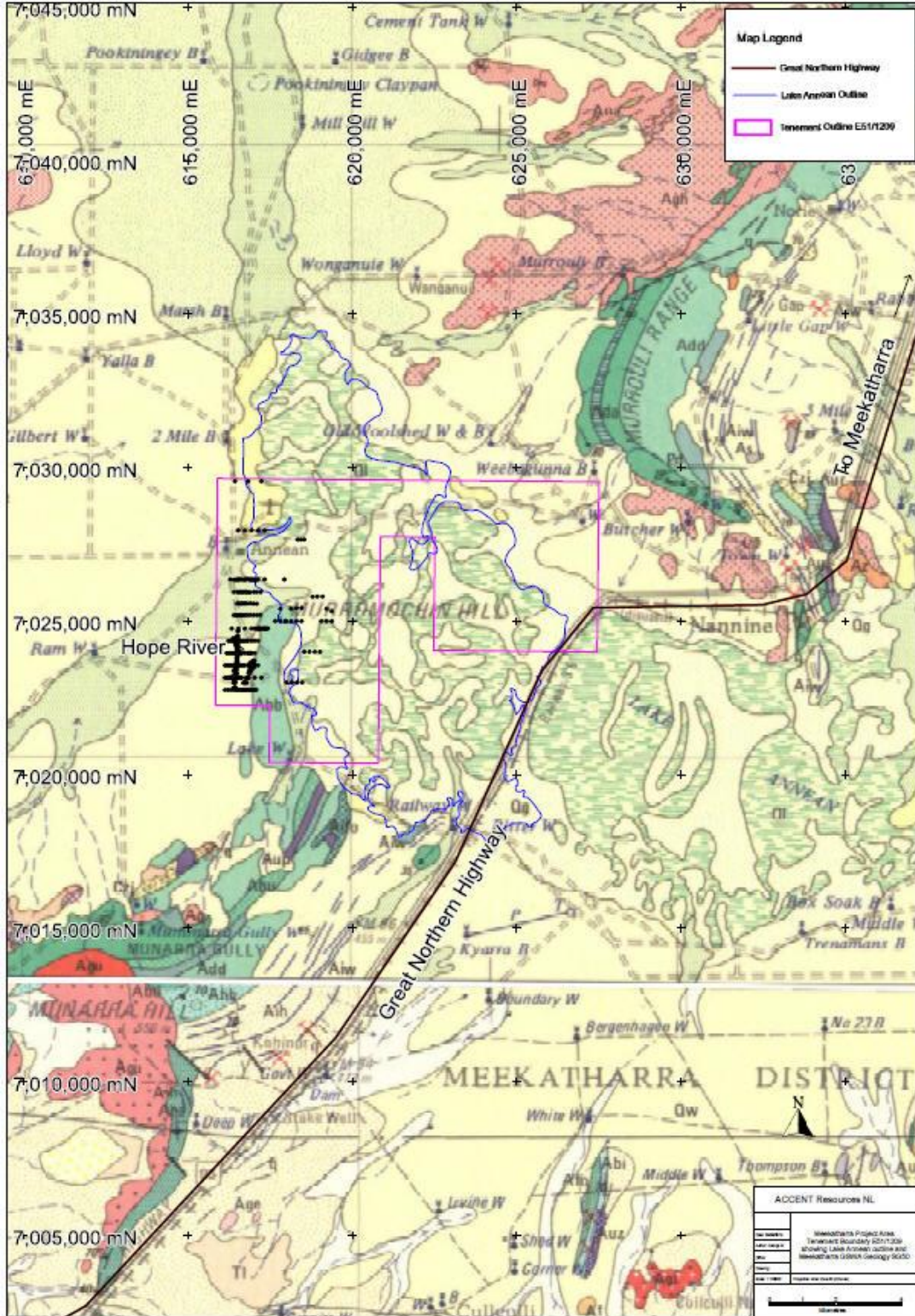
Accent Resources was granted the tenement during 2008 and are currently in their second 5 year grant period due to expire mid-2018. Work completed during tenure includes regional field mapping, regional aeromagnetic interpretation and 2 ground line traverses, database compilation, soil sampling and AC drilling.

Due to the lack of subsurface information and a high proportion of salt lake cover, two geophysical surveys were undertaken during the financial year; gravity (western portion) and aeromagnetic (eastern infill) These were designed to help define geological architecture and preliminary local scale target definition. Southern Geoscience Consultants 'SGC' are currently processing and interpreting geophysical data (report pending). This report will help bring the project to decision point and highlight any potential exploration targets. Potential exists at the main Hope River prospect for the definition of high grade shoots as delineated by Doray Minerals Ltd (ASX:DRM) at their Andy Well Project.

There are also a number of geochemical gold anomalies defined by regolith drilling which require follow up on the western and eastern flank of the Hope River Prospect which have so far received little attention.

For personal use only

Figure 4 - Meekatharra Project Location Map – GSWA Geology Meekatharra SG50



For personal use only

ACCENT RESOURCES NL DIRECTORS' REPORT

Financial Position

The net assets of the Company are \$3,338,912 (2015: \$4,683,730). Full details of the financial position of the Company can be found in the Financial Statements section within this Annual Report.

Significant Changes in State of Affairs

There were no significant changes in the state of affairs of the Company during the financial year other than those disclosed on page 5 (Corporate Activities).

After Balance Date Events

Subsequent to the end of the financial year the Company received \$1 million from Rich Mark Development Group Pty Ltd (a major shareholder and related party). The loan is unsecured and subject to interest at 4% which accrues six monthly and is payable along with the principal at maturity. The loan matures on 31 August 2018.

No other matters or circumstances have arisen since the end of the financial year which significantly affected or may significantly affect the operations of the Company, the results of those operations, or the state of affairs of the Company in future financial years.

Future Developments, Prospects and Business Strategies

The Company intends to continue to pursue its goals of identification of investment opportunities in the resources sector and development of existing projects.

Environmental Issues

The Company is aware of its environmental obligations with regards to its exploration activities and ensures that it complies with all regulations when carrying out any exploration work.

Shares Under Option

There are no unissued ordinary shares of the Company under option at the date of this report.

No Share options were granted during the financial year (2015: Nil).

Proceedings on Behalf of the Company

No person has applied to the Court under section 237 of the *Corporations Act 2001* for leave to bring proceedings on behalf of the Company, or to intervene in any proceedings to which the Company is a party, for the purpose of taking responsibility on behalf of the Company for all or any part of those proceedings.

No proceedings have been brought or intervened in on behalf of the Company with leave of the Court under section 237 of the *Corporations Act 2001*.

Indemnification and Insurance of Officers

In accordance with the constitution, except as may be prohibited by the *Corporations Act 2001* every Officer of the Company shall be indemnified out of the property of the Company against any liability incurred by him in his capacity as Officer, auditor or agent of the Company or any related corporation in respect of any act or omission whatsoever and howsoever occurring or in defending any proceedings, whether civil or criminal. Accordingly the Company has in place Directors and Officers Insurance and the total amount of insurance contract premiums paid was \$6,875 (2015: \$7,480).

Auditor's Independence Declaration

The auditor's independence declaration for the year ended 30 June 2016 has been received and can be found on page 49 of the Financial Statements.

Non-audit Services

The Board of Directors is satisfied that the provision of non-audit services during the period is compatible with the general standard of independence for auditors imposed by the *Corporations Act 2001*. The directors are satisfied that services disclosed below did not compromise the external auditor's independence for the following reasons:

- all non-audit services are reviewed and approved by the Board prior to commencement to ensure that they do not adversely affect the integrity and objectivity of the auditors; and

For personal use only

ACCENT RESOURCES NL DIRECTORS' REPORT

Non-audit Services (continued)

- the nature of the services provided do not compromise the general principles relating to audit independence as set out in the Institute of Chartered Accountants in Australia and APES 110: Code of Ethics for Professional Accountants set by the Accounting Professional and Ethical Standards Board.

No fees for non-audit services were paid/payable to the external auditors during the year ended 30 June 2016 (2015: nil).

Corporate Governance

In recognising the need for the highest standards of corporate behaviour and accountability, the Directors of Accent Resources NL support and adhere to the principles of corporate governance. The Company's Corporate Governance Statement is contained in the subsequent section of this report and on its website at www.accentresources.com.au.

Remuneration Report (Audited)

The Remuneration Report is set out under the following main headings:

- A Directors and Key Management Personnel
- B Principles Used to Determine the Nature and Amount of Remuneration
- C Service Agreements
- D Details of Remuneration
- E Share-based Compensation
- F Equity Instrument Disclosures Relating to Key Management Personnel

The information provided in this Remuneration Report has been audited as required by section 308 (3C) of the *Corporations Act 2001*.

A. Directors and Key management Personnel

The remuneration arrangements detailed in this report relate to the following Directors and key management personnel as follows:

Yuzi (Albert) Zhou – Executive Chairman
Dian Zhou He – Deputy Chairman
Jun Sheng Liang – Non Executive Director
Mr. Robert Allen – Company Secretary

B. Principles Used to Determine the Nature and Amount of Remuneration

The Board recognises that Accent Resources NL operates in a global environment. To prosper in this environment we must attract, motivate and retain key executive staff.

In determining competitive remuneration rates, the Board, acting in its capacity as the remuneration committee, seeks independent advice on local and international trends among comparative companies and the mining and exploration sector generally. It examines terms and conditions for employee incentive schemes benefit plans and share plans. Independent advice may be obtained to confirm that executive remuneration is in line with market practice and is reasonable in the context of Australian executive reward practices.

No remuneration consultants were utilised in the current year to determine remuneration.

Board Remuneration

Shareholders approve the maximum aggregate remuneration for Non-Executive Directors. The Board determines actual payments to directors and reviews their remuneration annually. This is based on independent external advice with regard to market practice, relativities, and the duties and accountabilities of directors.

Performance-based Remuneration

The Board recognises that Accent Resources NL operates in a global environment. To prosper in this environment the Company must attract, motivate and retain key executive staff. However, at this stage of the Company's development and being an exploration company, there are no remuneration policies which link remuneration to company performance.

The principles supporting our remuneration policy are that:

- Reward reflects the competitive global market in which the Company operates.
- Remuneration arrangements are equitable and facilitate the development of senior management across the Company.

For personal use only

**ACCENT RESOURCES NL
DIRECTORS' REPORT**

Performance-based Remuneration (continued)

The tables below set out summary information about the Company's movements in shareholder wealth for the five years to 30 June 2016:

	30 June 2016	30 June 2015	30 June 2014	30 June 2013	30 June 2012
	\$	\$	\$	\$	\$
Revenue	96,832	54,743	130,480	259,576	402,862
Net loss before tax	(940,096)	(13,881,285)	(2,656,578)	(715,140)	(1,608,584)
Net loss after tax	(940,096)	(13,881,285)	(2,656,578)	(715,140)	(1,608,584)

	30 June 2016	30 June 2015	30 June 2014	30 June 2013	30 June 2012
	\$	\$	\$	\$	\$
Share price at start of year	0.14	0.21	0.23	0.27	0.37
Share price at end of year	0.08	0.14	0.21	0.23	0.27
Basic earnings per share	(0.52)	(7.67)	(1.47)	(0.40)	(0.91)

No dividends have been declared.

C. Service Agreements

Employment Contracts of Directors and Senior Executives

The Executive Chairman, Mr Yuzi Zhou, has an ongoing arrangement with the Company in place which was put in place with effect on 1 July 2014. Mr Zhou receives a salary of \$168,000 per annum and either party may terminate this agreement at any time by giving a three month's written notice.

The Non-Executive Directors and company secretary have been appointed on an ongoing basis and have no retirement benefit allowances (neither current nor accrued), and the Company has no obligations to Directors upon their cessation from office.

There are no additional employment contracts relating to Directors or the company secretary other than what is outlined above.

D. Details of Remuneration

The remuneration for each Director and each Executive Officer of the Company receiving the highest remuneration during the year was as follows:

2016

Key Management Personnel	Short-term Benefits				Share based Payment		Total	Performance Related
	Salary & Fees	Non-cash benefit	Post employment benefits	Other	Equity	Options		
Dian Zhou He	50,000	-	-	-	-	-	50,000	-
Jun Sheng (Jerry) Liang	32,877	-	3,123	-	-	-	36,000	-
Yuzi (Albert) Zhou	168,000	-	15,960	-	-	-	183,960	-
Robert Allen	29,174 ¹	-	-	-	-	-	29,174	-
	280,051	-	19,083	-	-	-	299,134	-

¹ Mr Rob Allen invoices the Company as a contractor for his services.

For personal use only

**ACCENT RESOURCES NL
DIRECTORS' REPORT**

D. Details of Remuneration (continued)

2015

Key Management Personnel	Short-term Benefits				Share based Payment		Total	Performance Related
	Salary & Fees	Non-cash benefit	Post employment benefits	Other	Equity	Options		
	\$	\$	\$	\$	\$	\$	\$	%
Dian Zhou He	50,000	-	-	-	-	-	50,000	-
Jun Sheng (Jerry) Liang	32,877	-	3,123	-	-	-	36,000	-
Yuzi (Albert) Zhou	173,439	-	16,481	-	-	-	189,960	-
Phillip Ash ²	248,786	-	12,522	-	-	-	261,308	-
Robert Allen	25,000	-	-	-	-	-	25,000	-
	530,102	-	32,126	-	-	-	562,268	-

E. Share-based Compensation

Share-based Compensation

There were no shares issued (2015: nil) and no share options granted (2015: nil) as compensation to Directors and executives during the financial year. There are no outstanding share options granted in prior periods owned by Directors or executives.

Shares Issued Upon Exercise of Remuneration Options

No shares have been issued upon exercise of options granted as compensation in prior years to key management persons. (2015: NIL).

F. Equity Instrument Disclosures Relating to Key Management Personnel

- (i) Options provided as remuneration and shares issued on any exercise of such options

No share options were granted to Key Management Personnel as remuneration during the financial year (2015: Nil).

- (ii) Option holdings

There are no options on issue.

- (iii) Share holdings

The number of ordinary shares in the Company held during the financial year by each Director and any other Key Management Personnel of the Company, including related parties, are set out below.

Number of Shares Held by Key Management Personnel

30 June 2016	Balance at beginning of year	Received as Compensation	Options Exercised	Net Change Other	Balance at end of year
Dian Zhou He	98,026,518	-	-	-	98,026,518
Jun Sheng (Jerry) Liang	28,218,366	-	-	-	28,218,366
Yuzi (Albert) Zhou	-	-	-	-	-
Jie You	-	-	-	-	-
Robert Allen	-	-	-	-	-
	126,244,884	-	-	-	126,244,884

² Mr Phillip Ash resigned from the company as CEO on 19 December 2014.

For personal use only

F. Equity Instrument Disclosures Relating to Key Management Personnel (continued)

30 June 2015	Balance at beginning of year	Received as Compensation	Options Exercised	Net Change Other	Balance at end of year
Dian Zhou He	98,026,518	-	-	-	98,026,518
Jun Sheng (Jerry) Liang	28,218,366	-	-	-	28,218,366
Yuzi (Albert) Zhou	-	-	-	-	-
Jie You	-	-	-	-	-
Phillip Ash ³	-	-	-	-	-
Robert Allen	-	-	-	-	-
	<u>126,244,884</u>	<u>-</u>	<u>-</u>	<u>-</u>	<u>126,244,884</u>

End of the Audited Remuneration Report

Signed in accordance with a resolution of the Board of Directors made pursuant to s.295(5) of the *Corporations Act 2001*.



Yuzi Zhou
Executive Chairman
Dated this 12th day of September 2016

³ Mr Phillip Ash resigned from the company as CEO on 19 December 2014.

For personal use only

**ACCENT RESOURCES NL
CORPORATE GOVERNANCE STATEMENT**

CORPORATE GOVERNANCE STATEMENT

As a company listed with the ASX Limited (ASX), Accent Resources NL must report on its main corporate governance practices by reference to the Principles and Recommendations of the ASX Corporate Governance Council (the Council). This Report is prepared with reference to the Council's Corporate Governance Principles and Recommendations with 2014 Amendments as published in March 2014 which also contains guidelines to companies as to how they should report in relation to the Principles (Guide).

PRINCIPLE 1 – LAY SOLID FOUNDATIONS FOR MANAGEMENT AND OVERSIGHT

Recommendation 1.1 – A listed entity should establish and disclose the respective roles and responsibilities of its board and management and how their performance is monitored and evaluated.

The Board of Directors has been charged by members to oversee the affairs of the Company to ensure that they are conducted appropriately and in the interests of all members. The role of the Board includes:

- (a) providing leadership and setting the strategic objectives of the entity;
- (b) appointing the Chair and independent Directors;
- (c) appointing and, when necessary, replacing the CEO;
- (d) approving the appointment and, when necessary, replacement of senior executives;
- (e) overseeing the implementation of strategic objectives;
- (f) approving budgets and major capital expenditure;
- (g) approving the integrity of the reporting systems;
- (h) overseeing the process for making timely and balanced disclosure;
- (i) ensuring appropriate risk management framework is in place;
- (j) appropriate remuneration framework; and
- (k) monitoring performance of governance practices.

The Board has delegated to the relevant appointed CEO or other appointed management, the management of the day-to-day operations and administration of the Company, consistent with the objectives and policies set down by the Board. The CEO or appointed management is directly accountable to the Board for the performance of the management team. The CEO position is vacant at present and this function is being performed by the Executive Chairman.

Recommendation 1.2 – A listed entity should undertake checks before appointing a director and provide shareholders with all relevant information.

The following information about a candidate standing for election or re-election as a director should be provided to shareholders;

- (a) Biographical detail;
- (b) Details of other directorships;
- (c) Statement of suitability to be a director, and,
- (d) Term of office currently served by the director.

Recommendation 1.3 – A listed entity should have a written agreement with each director and senior executive setting out the terms of the appointment.



For personal use only

Recommendation 1.4 Company Secretary should be accountable directly to the Board through the Chair.

Recommendation 1.5 – A listed entity should have a diversity policy for achieving gender diversity.

PRINCIPLE 2 – STRUCTURE THE BOARD TO ADD VALUE

Recommendation 2.1 – The Board of a listed entity should have a nomination committee.

Recommendation 2.2 – A listed entity should have and disclose a skills matrix setting out the skills and diversity of the board.

The skills of each director is set out in the Directors Report.

Recommendation 2.3 – A listed entity should disclose the names of the independent directors.

Recommendation 2.4 – A majority of the Board of a listed entity should be independent directors.

Recommendation 2.5 – The chair of the Board of a listed company should be an independent director and should not be the same person as the CEO.

The current Board comprises three Directors – two Non-Executive Directors and one Executive Director. The Executive Chairman is performing the functions of a CEO. There are no independent Directors at the date of this report. A Director is assessed as being independent according to the following criteria.

An Independent Director is a Non-Executive Director (i.e. is not a member of management) and:

- (a) holds less than 5% of the voting shares of the Company and is not an Officer of, or otherwise associated directly or indirectly with, a shareholder of more than 5% of the voting shares of the Company;
- (b) within the last three years has not been employed in an executive capacity by the Company or another group member, or been a Director after ceasing to hold any such employment;
- (c) within the last three years has not been a principal of a material professional adviser or a material consultant to the Company or another group member, or an employee materially associated with the service provided;
- (d) is not a material supplier or customer of the Company or other group member, or an officer of or otherwise associated directly or indirectly with a material supplier or customer;
- (e) has no material contractual relationship with the Company or another group member other than as a Director of the Company;
- (f) has not served on the board for a period which could, or could reasonably be perceived to, materially interfere with the Director's ability to act in the best interests of the Company; and
- (g) is free from any interest and any business or other relationship which could, or could reasonably be perceived to, materially interfere with the Director's ability to act in the best interests of the Company.

PRINCIPLE 3 – PROMOTE ETHICAL AND RESPONSIBLE DECISION-MAKING

Recommendation 3.1 - Companies should establish a code of conduct and disclose the code or a summary of the code:

3.1.1 the practices necessary to maintain confidence in the Company's integrity;

3.1.2 the practices necessary to take into account their legal obligations and the reasonable expectations of their stakeholders: and

3.1.3 the responsibility and accountability of individuals for reporting and investigating reports of unethical practices.

The Board has adopted a Code of Conduct, which is posted on the Company's website at www.accentresources.com.au.

PRINCIPLE 4 – SAFEGUARD INTEGRITY IN FINANCIAL REPORTING

Recommendation 4.1 - The Board should establish an Audit Committee

It is the Board's responsibility to ensure that an effective internal control framework exists within the entity. This includes internal controls to deal with both the effectiveness and efficiency of significant business processes, the safeguarding of asset, the maintenance of proper accounting records and the reliability of financial information as well as non-financial considerations.

Having regard to the current size and activities of the Company, the Board will retain responsibility for the duties outlined in the Audit and Risk Committee Charter on the Company's website. As the size and composition of the Board increases over time, the Board will delegate these duties to an Audit and Risk Management Committee.

Recommendation 4.2 - The Audit Committee should be structured so that it: Consists only non-executive directors; consists of a majority of independent directors; is chaired by an independent chair, who is not chair of the Board; and has at least three members.

Having regard to the current size and activities of the Company, the Board will retain responsibility for the duties outlined for an Audit Committee. As the size and composition of the Board increases over time, the Board will delegate these duties to an Audit and Risk Committee (the "Committee"), whose composition can then be determined in accordance with the below.

The Committee must comprise at least three members.

- (a) All members of the Committee must be Non-Executive Directors.
- (b) A majority of the members of the Committee must be Independent Non-Executive Directors in accordance with the criteria set out in Annexure A.
- (c) The Board will appoint members of the Committee. The Board may remove and replace members of the Committee by resolution.
- (d) All members of the Committee must be able to read and understand financial statements.
- (e) The Chairman of the Committee may not be the Chairman of the Board of Directors and must be independent.
- (f) The Chairman shall have leadership experience and a strong finance, accounting or business background.
- (g) The external auditors, the other Directors, the Managing Director, Chief Financial Officer, Company Secretary and senior executives, may be invited to Committee meetings at the discretion of the Committee.

The Board is satisfied that it has sufficient financial, public company, industry sector and business expertise to discharge its duties in terms audit and risk management at this stage of the Company's development.

Recommendation 4.3 - The Audit Committee should have a formal charter

The Board has established an Audit and Risk Committee Charter which has been posted on the Company's website at www.accentresources.com.au.

The Company and Audit and Risk Committee policy is to appoint external auditors who demonstrate independence, quality and performance. The performance of the external auditor is reviewed on an annual basis.

Recommendation 4.4 - Companies should provide the information indicated in the Guide to reporting on Principle 4.

The Company has provided this information.

PRINCIPLE 5 – MAKE TIMELY AND BALANCED DISCLOSURE

Recommendation 5.1 - Companies should establish written policies designed to ensure compliance with ASX Listing Rule disclosure requirements and to ensure accountability at a senior executive level for that compliance and disclose those policies or a summary of those policies.

The Company must comply with continuous disclosure requirements arising from the Corporations Act and the Listing Rules of the Australian Securities Exchange (ASX).

The general rule, in accordance with ASX Listing Rule 3.1, is that once the Company becomes aware of any information concerning it that a reasonable person would expect to have a material effect on the price of value of the Company's securities, the Company must immediately disclose that information to the ASX.

The Company has in place a written policy on information disclosure and relevant procedures.

The focus of these procedures is on continuous disclosure compliance and improving access to information for investors.

The Company Secretary is responsible for:

- (a) overseeing and co-ordinating disclosure of information to the relevant stock exchanges and shareholders; and
- (b) providing guidance to Directors and employees on disclosure requirements and procedures.

Price sensitive information is publicly released through ASX before it is disclosed to shareholders and market participants. Distribution of other information to shareholders and market participants is also managed through disclosure to the ASX.

Information is posted on the Company's website after the ASX confirms an announcement has been made, with the aim of making the information readily accessible to the widest audience.

Recommendation 5.2 - Companies should provide the information indicated in the Guide to reporting on Principle 5

The Company has provided this information.

PRINCIPLE 6 – RESPECT THE RIGHTS OF SHAREHOLDERS

Recommendation 6.1 - Companies should design a communications policy for promoting effective communication with shareholders and encouraging their participation at general meetings and disclose their policy or a summary of that policy.

The Board aims to ensure that the shareholders are informed of all major developments affecting the Company's state of affairs.

Information is communicated to shareholders through:

- (a) the Annual Report delivered by post and which is also placed on the Company's website;
- (b) the half yearly report which is placed on the Company's website;
- (c) the quarterly reports which are placed on the Company's website;
- (d) disclosures and announcements made to the ASX, copies of which are placed on the Company's website;
- (e) notices and explanatory memoranda of Annual General Meetings (AGM) and Extraordinary General Meetings (EGM) copies of which are placed on the Company's website;
- (f) the Chairman's address and the Managing Director's address made at the AGMs and the EGMs, copies of which are placed on the Company's website;
- (g) the Company's website, (www.accentresources.com.au) on which the Company posts all announcements which it makes to the ASX; and

- (h) the auditor's lead engagement partner being present at the AGM to answer questions from shareholders about the conduct of the audit and the preparation and content of the auditor's report.

The Company is reviewing its website to identify ways in which it can promote its greater use by shareholders and make it more informative. At least three historical years of the Company's Annual Report is provided on the Company's website. Shareholders queries should be referred to the Company Secretary in the first instance.

Recommendation 6.2 - Companies should provide the information indicated in the Guide to reporting on Principle 6.

The Company has provided this information.

PRINCIPLE 7 – RECOGNISE AND MANAGE RISK

Recommendation 7.1 - Companies should establish policies for the oversight and management of material business risks and disclose a summary of those policies.

Recommendation 7.2 - The Board should require management to design and implement the risk management and internal control system to manage the Company's material business risks and report to it on whether those risks are being managed effectively. The Board should disclose that management has reported to it as to the effectiveness of the Company's management of its material business risks.

The Board determines the Company's "risk profile" and is responsible for overseeing and approving risk management strategy and policies, internal compliance and internal control.

The Board has assumed the normal responsibilities of an Audit and Risk Committee, including the responsibility for implementing the risk management system. As such, the Board will:

- (a) oversee the Company's risk management systems, practices and procedures to ensure effective risk identification and management and compliance with internal guidelines and external requirements;
- (b) assist management to determine the key risks to the businesses and prioritise work to manage those risks; and
- (c) review reports by management on the efficiency and effectiveness of risk management and associated internal compliance and control procedures.

The Company's process of risk management and internal compliance and control includes:

- (a) identifying and measuring risks that might impact upon the achievement of the Company's goals and objectives, and monitoring the environment for emerging factors and trends that affect these risks;
- (b) formulating risk management strategies to manage identified risks, and designing and implementing appropriate risk management policies and internal controls; and
- (c) monitoring the performance of, and improving the effectiveness of, risk management systems and internal compliance and controls, including regular assessment of the effectiveness of risk management and internal compliance and control.

To this end, comprehensive practises are in place that are directed towards achieving the following objectives:

- (a) compliance with applicable laws and regulations.
- (b) preparation of reliable published financial information.
- (c) implementation of risk transfer strategies where appropriate e.g. insurance.

The responsibility for undertaking and assessing risk management and internal control effectiveness is delegated to management. Management is required to assess risk management and associated internal compliance and control procedures and report back quarterly to the Board in their performance of the duties of the Audit and Risk Committee.

The Board will review assessments of the effectiveness of risk management and internal compliance and control on an annual basis.

Recommendation 7.3 - The Board should disclose whether it has received assurance from the Chief Executive Officer (or equivalent) and the Chief Financial Officer (or equivalent) that the declaration provided in accordance with section 295A of the Corporations Act is founded on a sound system of risk management and internal control and that the system is operating effectively in all material respects in relation to financial reporting risks.

The Managing Director, or equivalent, and the Chief Financial Officer have provided to the Board a declaration in accordance with section 295A of the Corporations Act that the integrity of the Company's financial statements is founded on a sound system of risk management and internal compliance and control which implements the policies of the Board; and the Company's risk management and internal compliance and control system is operating efficiently and effectively in all material respects.

Recommendation 7.4 - Companies should provide the information indicated in the Guide to reporting on Principle 7.

The Company has provided this information.

PRINCIPLE 8 – REMUNERATE FAIRLY AND RESPONSIBLY

Recommendation 8.1 - The Board should establish a Remuneration Committee.

Having regard to the current size and activities of the Company, the Board will retain responsibility for the duties outlined below in respect to a Remuneration Committee. As the size and composition of the Board increases over time, the Board will delegate these duties to a separately formed Remuneration Committee. The Charter may be subject to review by the Board at any time.

The Board has established a Remuneration and Nomination Committee Charter of which has been posted on the Company's website at www.accentresources.com.au.

Recommendation 8.2 - The remuneration committee should be structured so that it: consists of a majority of independent directors; is chaired by an independent chair; has at least 3 members.

As stated above, the Board will retain responsibility for the remuneration committee duties.

The Board is satisfied that it has sufficient financial, public company, industry sector and business expertise to discharge its duties at this stage of the Company's development.

Recommendation 8.3 - Companies should clearly distinguish the structure of Non-Executive Director's remuneration from that of Executive Directors and senior executives.

The Constitution of the Company provides that the aggregate remuneration of all Directors, in their capacity as Directors, must not exceed such sum as the Company in general meeting may approve and is to be apportioned amongst them in such manner as the Directors agree and, in default of agreement, equally. Non-Executive Directors who chair any of the Board Committees do not receive additional remuneration for such duties.

The remuneration of Directors and Company Secretary of the Company are set out in the Company's Annual Reports. The disclosure sets out the salary, fees, bonus entitlement, non-cash benefits, retirement benefits and equity related components of each of their respective remuneration packages.

There are no arrangements currently in place for payment of retirement benefits to Non-Executive Directors, other than statutory superannuation contributions.

Recommendation 8.4 - Companies should provide the information indicated in the Guide to reporting on Principle 8.

The Company has provided this information.

ACCENT RESOURCES NL
STATEMENT OF PROFIT OR LOSS AND OTHER COMPREHENSIVE INCOME
FOR THE YEAR ENDED 30 JUNE 2016



	Note	2016 \$	2015 \$
Revenue from continuing operations	2	96,832	54,743
Administration expenses		(222,811)	(323,457)
Depreciation		(6,245)	(8,422)
Occupancy expenses		(60,188)	(60,165)
Directors fees		(269,960)	(275,960)
Finance costs		(209,307)	-
Other expenses		(30,457)	(36,103)
Write-off of exploration expenditure	2	(28,024)	(1,723,622)
Impairment of exploration expenditure	2	(209,936)	(11,508,299)
Loss before income tax expense from continuing operations		(940,096)	(13,881,285)
Income tax expense	4(a)	-	-
Loss for the year attributable to members of the Company		(940,096)	(13,881,285)
Items that may be reclassified subsequently to profit or loss			
Net fair value loss on available for sale financial assets		(1,500,000)	-
Total other comprehensive income		(1,500,000)	-
Total comprehensive loss for the year		(2,440,096)	(13,881,285)
Total comprehensive loss attributable to members of the company		(2,440,096)	(13,881,285)
		Cents Per Share	Cents Per Share
Basic and diluted loss per share from continuing operations	3	(0.52)	(7.67)

The accompanying notes form part of these financial statements.

For personal use only

**ACCENT RESOURCES NL
STATEMENT OF FINANCIAL POSITION
AS AT 30 JUNE 2016**



	Note	2016 \$	2015 \$
ASSETS			
Current Assets			
Cash and cash equivalents	5	366,101	1,268,589
Trade and other receivables	6	5,922	4,599
Total Current Assets		372,023	1,273,188
Non-Current Assets			
Property, plant and equipment	7	30,471	41,365
Exploration and evaluation assets	8	3,750,156	3,575,902
Available-for-sale financial assets	9	2,500,000	-
Total Non-Current Assets		6,280,627	3,617,267
Total Assets		6,652,649	4,890,455
LIABILITIES			
Current Liabilities			
Trade and other payables	10	132,542	141,034
Provisions	11	67,166	65,691
Total Current Liabilities		199,708	206,725
Non-Current Liabilities			
Borrowings	12	3,114,030	-
Total Non-Current Liabilities		3,114,030	206,725
Total Liabilities		3,313,738	206,725
NET ASSETS		3,338,912	4,683,730
EQUITY			
Contributed equity	13	29,058,955	29,058,955
Parent contribution	12	1,095,277	-
Reserves	14	(1,500,000)	-
Accumulated losses		(25,315,320)	(24,375,225)
TOTAL EQUITY		3,338,912	4,683,730

The accompanying notes form part of these financial statements.

**ACCENT RESOURCES NL
STATEMENT OF CHANGES IN EQUITY
FOR THE YEAR ENDED 30 JUNE 2016**



Note	Contributed Equity \$	Accumulated Losses \$	Option Reserve \$	Financial Assets Reserve \$	Parent Contribution \$	Total Equity \$
Balance as at 1 July 2014	29,058,955	(10,670,040)	176,100	-	-	18,565,015
Comprehensive Income						
Loss for the year	-	(13,881,285)	-	-	-	(13,881,285)
Total comprehensive income for the year	-	(13,881,285)	-	-	-	(13,881,285)
Transactions with owners in their capacity as owners	-	-	-	-	-	-
Transfer to retained earnings	-	176,100	(176,100)	-	-	-
Balance at 30 June 2015	29,058,955	(24,375,225)	-	-	-	4,683,730
Comprehensive Income						
Loss for the year	-	(940,096)	-	-	-	(940,096)
Net fair value loss on available-for-sale financial asset	-	-	-	(1,500,000)	-	(1,500,000)
Total comprehensive income for the year	-	(940,096)	-	(1,500,000)	-	(2,440,096)
Transactions with owners in their capacity as owners	-	-	-	-	-	-
Contribution from parent	12	-	-	-	1,095,277	1,095,277
Balance at 30 June 2016	29,058,955	(25,315,320)	-	(1,500,000)	1,095,277	3,338,912

The accompanying notes form part of these financial statements.

**ACCENT RESOURCES NL
STATEMENT OF CASH FLOWS
FOR THE YEAR ENDED 30 JUNE 2016**



Note	2016 \$	2015 \$
CASH FLOWS FROM OPERATING ACTIVITIES		
Commissions received	47,475	54,743
Payments to suppliers and employees	(594,139)	-
Interest received	36,972	(711,852)
Net cash used in operating activities	(509,692)	(657,109)
CASH FLOWS FROM INVESTING ACTIVITIES		
Proceeds from sale of plant and equipment	16,900	-
Payments for plant and equipment	(699)	(7,307)
Payments for exploration and evaluation	(408,997)	(522,767)
Payments for financial assets	(4,000,000)	-
Net cash used in investing activities	(4,392,796)	(530,074)
CASH FLOWS FROM FINANCING ACTIVITIES		
Proceeds from borrowings	4,000,000	-
Net cash from financing activities	4,000,000	-
Net decrease in cash and cash equivalents held	(902,488)	(1,187,183)
Cash and cash equivalents at the beginning of the financial year	1,268,589	2,455,772
Cash and cash equivalents at the end of the financial year	366,101	1,268,589

The accompanying notes form part of these financial statements.

For personal use only



1. STATEMENT OF SIGNIFICANT ACCOUNTING POLICIES

(i) Basis of Accounting

These general purpose financial statements have been prepared in accordance with the *Corporations Act 2001*, Australian Accounting Standards and Interpretations of the Australian Accounting Standards Board, International Financial Reporting Standards (IFRS) as issued by the International Accounting Standards Board. The Company is a for-profit entity for financial reporting purposes under Australian Accounting Standards. Material accounting policies adopted in the preparation of these financial statements are presented below and have been consistently applied unless stated otherwise.

The financial statements cover the individual entity of Accent Resources NL. Accent Resources NL is a listed public company incorporated and domiciled in Australia. The Company is a for-profit entity for financial reporting purposes under Australian Accounting Standards.

The financial statements were authorised for issue on 12th September 2016.

The functional currency and presentation currency of Accent Resources NL is Australian dollars.

(ii) Going Concern

The financial report has been prepared on the going concern basis, which assumes continuity of normal business activities and the realisation of assets and the settlement of liabilities in the ordinary course of business.

The company has incurred a loss of \$940,096 (2015: \$13,881,285) and experienced net cash outflows from operating and investing activities (excluding cash outflows for the acquisition of financial assets totalling \$4,000,000) of \$902,488 (2015: \$1,187,183) for the year ended 30 June 2016. As at 30 June 2016, the company had a cash balance of \$366,101. Subsequent to the year end the Company received \$1 million as a result of a loan from Rich Mark Development (Group) Pty Ltd, refer to note 23 for details.

The directors have prepared a cash flow forecast for the period ending 30 September 2017 which indicates current cash resources will meet expected cash outflows including corporate costs and exploration expenditure, which has been based on the following assumptions:

- The commencement and completion of an asset sale or capital raising using various capital raising initiatives, raising approximately \$150,000 by September 2017.
- Managing and deferring costs where applicable to coincide with the capital raising activity outlined above to ensure all obligations can be met.

The directors are satisfied that they will achieve the matters set out above and therefore the going concern basis of preparation is appropriate.

Should the company be unable to achieve the matters listed above, there is a material uncertainty whether the company will be able to continue as a going concern and, therefore, whether will realise its assets and discharge its liabilities in the normal course of business.

The financial report does not include adjustments relating to the recoverability and classification of recorded asset amounts, nor to the amounts and classification of liabilities that might be necessary should the company not continue as a going concern.

(iii) New Standards and Interpretations for the Current Year

The Company has adopted all of the new and revised Standards and Interpretations issued by the Australian Accounting Standard Board (the "AASB") that are relevant to their operations and effective for the current year. The standards that are relevant and applicable for the first time for the year ended 30 June 2016 are:

- Withdrawal of AASB 1031 *Materiality*
- AASB 2015-3 *Amendments due to the withdrawal of AASB 1031 – Materiality*

These standards did not affect Accent NL's accounting policies or any of the amounts recognised in the financial statements

(iv) **New Standards and Interpretations issued not yet adopted**

Accounting Standards and Interpretations issued by the AASB that are not yet mandatorily applicable to the Company are below:

- AASB 9 *Financial Instruments* and associated amending standards (applicable to annual reporting periods beginning on or after 1 January 2018).
- AASB 15 *Revenue from Contracts with Customers* and associated amending standards (applicable to annual reporting periods beginning on or after 1 January 2018 as further amended by AASB 2015-8), AASB 2014-5 *Amendments to Australian Accounting Standards arising from AASB 15* and AASB 2016-3 *Amendments to Australian Accounting Standards – Clarifications to AASB 15*.
- AASB 16 *Leases* (applicable to annual reporting periods beginning on or after 1 January 2019).
- AASB 1057 *Application of Australian Accounting Standards* and AASB 2015-9 *Amendments to Australian Accounting Standards – Scope and Application Paragraphs* (applicable to annual reporting periods beginning on or after 1 January 2016).
- AASB 2014-4 *Amendments to Australian Accounting Standards – Clarification of Acceptable Methods of Depreciation and Amortisation* (applicable to annual reporting periods beginning on or after 1 January 2016).
- AASB 2015-1 *Amendments to Australian Accounting Standards – Annual Improvements to Australian Accounting Standards 2012-2014 Cycle* (applicable to annual reporting periods beginning on or after 1 January 2016).
- AASB 2015-2 *Amendments to Australian Accounting Standards – Disclosure Initiative: Amendments to AASB 101* (applicable to annual reporting periods beginning on or after 1 January 2016).
- AASB 2016-1 *Amendments to Australian Accounting Standards – Recognition of Deferred tax Assets for Unrealised Losses* (applicable to annual reporting periods beginning on or after 1 January 2017).
- AASB 2016-2 *Amendments to Australian Accounting Standards – Disclosure Initiative: Amendments to AASB 107* (applicable to annual reporting periods beginning on or after 1 January 2017).

The impact of these standards has not yet been assessed.

(v) **Summary of Significant Accounting Policies**

The accounting policies described below have been applied consistently to both financial years.

(a) **Cash and Cash Equivalents**

Cash and cash equivalents include cash on hand, deposits held at call with banks, other short-term highly liquid investments with original maturities of three months or less, and bank overdrafts.

(b) **Plant and Equipment**

Plant and equipment are stated at cost less accumulated depreciation and accumulated impairment losses.

Depreciation is calculated on a reducing balance basis to write off the net cost of each item of plant and equipment over its expected useful life commencing from the time the asset is ready for use.

(v) Summary of Significant Accounting Policies (continued)

(b) Plant and Equipment (continued)

The depreciation rates used for each class of depreciable assets are:

Class of Fixed Asset	Depreciation Rate
Plant and Equipment	7.5 – 40%
Motor Vehicles	25%

The assets residual values and useful lives are reviewed, and adjusted if appropriate, at the end of each reporting period.

Gains and losses on disposals are determined by comparing proceeds with the carrying amount. These gains and losses are included in profit or loss.

(c) Exploration and Evaluation Expenditure

Exploration and evaluation expenditure incurred is capitalised at cost and include acquisition of rights to explore, studies, exploratory drilling, sampling and associated activities. Costs are accumulated in respect of each identifiable area of interest. General and administrative are only included in the measurement of exploration and evaluation costs where they relate directly to operational activities in a particular area of interest.

These costs are only carried forward to the extent that they are expected to be recouped through the successful development of the area or where activities in the area have not yet reached a stage which permits reasonable assessment of the existence of economically recoverable reserves and the following conditions are satisfied:

- (i) the rights to tenure of the area of interest are current; and
- (ii) at least one of the following conditions is also met:
 - (a) the exploration and evaluation expenditures is expected to be recouped through successful development and exploration of the area of interest, or alternatively, by its sale; or
 - (b) exploration and evaluation activities in the area of interest have not, at the reporting date, reached a stage which permits a reasonable assessment of the existence or otherwise of economically recoverable reserves, and active and significant operations in, or in relation to, the area of interest are continuing.

Accumulated costs in relation to an abandoned area are written off in full in the profit or loss for the year in which the decision to abandon the area is made.

When production commences, the accumulated costs for the relevant area of interest are reclassified to development assets and amortised over the life of the area according to the rate of depletion of the economically recoverable reserves.

A regular review is undertaken of each area of interest to determine the appropriateness of continuing to carry forward costs in relation to that area of interest.

(d) Impairment of Assets

At each reporting date, the Company reviews the carrying values of its tangible and intangible assets to determine whether there is any indication that these assets have been impaired. If such an indication exists, the recoverable amount of the asset, being the higher of the asset's fair value less costs to sell and value in use, is compared to the asset carrying value. Any excess of the asset carrying value over its recoverable amount is expensed to the income statement.

(e) Financial Instruments

- (i) Recognition and Initial Measurement

Financial instruments, incorporating financial assets and financial liabilities, are recognised when the Company becomes a party to the contractual provisions of the instrument.

(v) Summary of Significant Accounting Policies (continued)

(e) Financial Instruments (continued)

(i) Recognition and Initial Measurement (continued)

Trade date accounting is adopted for financial assets that are delivered within timeframes established by marketplace convention.

Financial instruments are initially measured at fair value. Transaction costs that are directly attributable to the acquisition or issue of financial assets or liabilities are added to or deducted from the fair value of the financial assets or liabilities, as appropriate, on initial recognition.

(ii) Classification and Subsequent Measurement

a. Loans and receivables

Loans and receivables are non-derivative financial assets with fixed or determinable payments that are not quoted in an active market. Loans and receivables are measured at amortised cost using the effective interest rate method, less any impairment. Interest expense is recognised by applying the effective interest rate, except for short term receivables when the effect of discounting is immaterial.

b. Available-for-sale financial assets

Available-for-sale financial assets are non-derivative financial assets that are either designated as such or that are not classified in any of the other categories. They comprise investments in the equity of other listed entities where there is neither a fixed maturity nor fixed or determinable payments.

Gains and losses arising from changes in fair value are recognised in other comprehensive income and accumulated in the financial assets reserve.

Where the investment is disposed of or is determined to be impaired, the cumulative gain or loss previously accumulated in the financial assets reserve is reclassified to profit or loss.

c. Financial liabilities

Non-derivative financial liabilities (excluding financial guarantees) are subsequently measured at amortised cost using the effective interest rate method.

The effective interest method is a method of calculating the amortised cost of a debt instrument and of allocating interest expense over the relevant period. The effective interest rate is the rate that exactly discounts estimated future cash outflows through the expected useful life of the debt instrument to the net carrying amount on initial recognition.

(iii) Impairment

Financial assets are assessed for indicators of impairment at the end of each reporting period. Financial assets are considered to be impaired when there is objective evidence that, as a result of one or more events that occurred after the initial recognition of the financial asset, the estimated future cash flows of the investment have been affected.

For available-for-sale equity instruments, including listed shares, objective evidence of impairment includes information about significant changes with an adverse effect that have taken place in the technological, market, economic or legal environment in which the issuer operates, and indicates that the cost of the investment in the equity instrument may not be recovered. A significant or prolonged decline in the fair value of the security below its cost is considered to be objective evidence of impairment for shares classified as available-for-sale.

For personal use only



(v) Summary of Significant Accounting Policies (continued)

(e) Financial Instruments (continued)

(iii) Impairment (continued)

The carrying amount of the financial asset is reduced by the impairment loss directly for all financial assets with the exception of trade receivables, where the carrying amount is reduced through the use of an allowance account. When a trade receivable is considered uncollectible, it is written off against the allowance account. Subsequent recoveries of amounts previously written off are credited against the allowance account. Changes in the carrying amount of the allowance account are recognised in profit or loss.

When an available-for-sale financial asset is considered to be impaired, cumulative gains or losses previously recognised in other comprehensive income are reclassified to profit or loss in the year.

In respect of available-for-sale equity securities, impairment losses previously recognised in profit or loss are not reversed through profit or loss. Any increase in fair value subsequent to an impairment loss is recognised in other comprehensive income and accumulated under the heading of investments revaluation reserve.

(iii) Derecognition

Financial assets are derecognised where the contractual rights to receipt of cash flows expires or the asset is transferred to another party whereby the entity no longer has any significant continuing involvement in the risks and benefits associated with the asset. Financial liabilities are derecognised where the related obligations are either discharged, cancelled or expire. The difference between the carrying value of the financial liability extinguished or transferred to another party and the fair value of consideration paid, including the transfer of non-cash assets or liabilities assumed is recognised in profit or loss.

(f) Employee benefits

Provision is made for the Company's liability for employee benefits arising from services rendered by employees to reporting date. Employee benefits expected to be settled within one year including entitlements arising from wages and salaries and annual leave, have been measured at the amounts expected to be paid when the liability is settled plus related on-costs.

Other employee benefits payable later than one year have been measured at the present value of the estimated future cash outflows to be made for those benefits. Contributions are made by the Company to employee superannuation funds and are charged as expenses when incurred.

(g) Revenue recognition

Interest Revenue

Interest income from a financial asset is recognised when it is probable that the economic benefits will flow to the Company and the amount of revenue can be measured reliably. Interest income is accrued on a time basis, by reference to the principal outstanding and at the effective interest rate applicable, which is the rate that exactly discounts estimated future cash receipts through the expected life of the financial asset to that asset's net carrying amount on initial recognition.

(h) Income Tax

The charge for current income tax expense is based on the result for the year adjusted for any non-assessable or disallowed items. It is calculated using the tax rates that have been enacted or are substantially enacted by the reporting date.

Deferred income tax is calculated on all temporary differences at the reporting date between the tax bases of assets and liabilities and their carrying amounts for financial reporting purposes.

For personal use only



(v) Summary of Significant Accounting Policies (continued)

(h) Income Tax (continued)

Deferred income tax liabilities are recognised for all taxable temporary differences, except where the deferred income tax liability arises from the initial recognition of an asset or liability in a transaction that is not a business combination and, at the time of the transaction, affects neither the accounting profit or loss, nor taxable profit or loss.

Deferred income tax assets are recognised for all deductible temporary differences, carry-forward of unused tax assets and unused tax losses, to the extent that it is probable that taxable profit will be available against which the deductible temporary differences, and the carry-forward of unused tax assets and unused tax losses can be utilised, except where the deferred income tax asset relating to the deductible temporary difference arises from the initial recognition of an asset or liability in a transaction that is not a business combination and, at the time of the transaction, affects neither the accounting profit or loss nor taxable profit or loss.

The carrying amount of deferred income tax assets is reviewed at each reporting date and reduced to the extent that it is no longer probable that sufficient taxable profit will be available to allow all or part of the deferred income tax asset to be utilised.

The amount of benefits brought to account or which may be realised in the future is based on the assumption that no adverse changes occur in income taxation legislation and the anticipation that the Company will derive sufficient future assessable income to enable the benefit to be realised and comply with the conditions of deductibility imposed by the law.

Deferred income tax assets and liabilities are measured at the tax rates that are expected to apply to the year when the asset is realised or the liability is settled, based on tax rates (and tax laws) that have been enacted or substantively enacted at the reporting date.

Income taxes relating to items recognised directly in equity are recognised directly in equity and not in the income statement.

(i) Other Taxes – Goods and Services (GST)

Revenues, expenses and assets are recognised net of the amount of GST, except where the amount of GST incurred is not recoverable from the taxation authority. In these circumstances the GST is recognised as part of the cost of acquisition of the asset or as part of an item of the expense as applicable.

Receivables and payables are stated with the amount of GST included. The net amount of GST recoverable from, or payable to, the taxation authority is included as part of receivables or payables in the Statement of Financial Position.

Cash flows are included in the Statement of Cash Flows on a gross basis. The GST components of cash flows arising from investing and financing activities that are recoverable from, or payable to, the taxation authority are classified as operating cash flows.

Commitments and contingencies are disclosed net of the amount of GST recoverable from, or payable to, the taxation authority.

(j) Issued Capital

Issued and paid up capital is recognised at the fair value of the consideration received by the Company. Any transaction costs arising on the issue of ordinary shares are recognised directly in equity as a reduction of the share proceeds received.

(k) Earnings Per Share

Basic EPS is calculated as net profit/(loss) attributable to members, adjusted to exclude costs of servicing equity (other than dividends), divided by the weighted average number of ordinary shares, adjusted for any bonus element.

For personal use only

(v) Summary of Significant Accounting Policies (continued)

(k) Earnings Per Share (continued)

Diluted earnings per share is determined when the Company has on issue potential ordinary shares which are dilutive. It is calculated by dividing net profit attributable to members, adjusted to exclude costs of servicing equity (other than dividends) and any expenses associated with dividends and interest of dilutive potential ordinary shares, by the weighted average number of ordinary shares (both issued and potentially dilutive) adjusted for any bonus element.

(l) Critical Accounting Estimates and Judgments

The Directors evaluate estimates and judgments incorporated into the Financial Statements based on historical knowledge and best available current information. Estimates assume a reasonable expectation of future events and are based on current trends and economic data, obtained both externally and within the Company.

(i) Exploration and Evaluation Expenditure

Exploration and evaluation expenditure incurred is accumulated in respect of each identifiable area of interest. These costs are carried forward in respect of an area that has not at reporting date, reached a stage which permits a reasonable assessment of the existence or otherwise of economically recoverable reserves and active and significant operations in, or relating to, the area of interest are continuing. Refer to Note 8 for impairment losses incurred during the year.

The recoverability of these assets depends on the Company's ability to realise their values either through future development or sale.

(ii) Environmental Issues

Balances disclosed in the financial statements and notes thereto are not adjusted for any pending or enacted environmental legislation, and the Directors understanding thereof. At the current stage of the Company's development and its current environmental impact, the Directors believe such treatment is reasonable and appropriate.

(iii) Taxation

Balances disclosed in the financial statements and the notes thereto, related to taxation, are based on the best estimates of Directors. These estimates take into account both the financial performance and position of the Company as they pertain to current income taxation legislation, and the Directors' understanding thereof. No adjustment has been made for pending or future taxation legislation. The current income tax position represents the Directors' best estimate, pending any assessments by the Australian Taxation Office.

	2016 \$	2015 \$
2. REVENUE AND EXPENSES		
(a) Revenue		
Interest income from financial institutions	36,972	54,743
Commissions received	47,475	-
Profit on sale of property, plant and equipment	12,385	-
Total Revenue	96,832	54,743

2. REVENUE AND EXPENSES (continued)

	2016 \$	2015 \$
(b) Write-off exploration expenditure		
Write-off exploration expenditure	(28,024)	(1,723,622)

During the year ended 30 June 2015, the Katanning project E70/2729 tenement was relinquished. The capitalised carrying value of this tenement, which amounted to \$1,569,857 was written off for the half year financial report. Subsequent to this, a further \$28,024 of capitalised expenditure was also written off.

	2016 \$	2015 \$
(c) Impairment of exploration expenditure		
Impairment of exploration expenditure	(209,936)	11,508,299

During the year ended 30 June 2015, the exploration and evaluation expenditure relating to the Mt Gibson (Magnetite Range) Project was fully impaired to Nil. During the year ended 30 June 2016, a further \$209,936 of expenditure was incurred at this project for tenement holding costs. As project studies at Magnetite Range have been deferred until a future time, to reflect this, the expenditure was immediately impaired.

	2016 \$	2015 \$
(d) Employee benefits expense		
Defined contribution expense	(54,315)	(56,832)

	2016 \$	2015 \$
(e) Rental expense on operating leases		
Minimum lease payments	(48,948)	(47,233)

3. LOSS PER SHARE	2016 \$	2015 \$
Basic and diluted loss per share	(0.52)	(7.67)
	\$	\$
Loss attributable to ordinary equity holders of the Company used in calculating basic and diluted earnings per share	(940,096)	(13,881,285)
	Number of shares	Number of shares
Weighted average number of ordinary shares outstanding during the year used in the calculation of basic and diluted earnings per share	181,000,233	181,000,233

ACCENT RESOURCES NL
NOTE TO THE FINANCIAL STATEMENTS

4. INCOME TAX	2016	2015
	\$	\$
(a) The prima facie tax expense/(benefit) on loss before tax is reconciled to the income tax as follows:		
Prima facie tax benefit on loss before tax at 30% (2015: 30%)	(282,029)	(4,164,386)
Add:		
Tax effect of:		
- non-allowable items	1,005	2,728
- net current year tax losses not recognised, temporary differences and deductible exploration expenditure.	305,882	4,120,560
	<u>24,858</u>	<u>41,098</u>
Less:		
Tax effect of:		
- capitalised legal fees	(24,858)	(41,098)
Income tax benefit/(expense) attributable to loss	<u>-</u>	<u>-</u>
Deferred tax assets arising from tax losses that have not been recognised:		
Tax losses carried forward	(25,852,493)	(24,841,163)
Temporary differences – exploration costs	(1,131,047)	(1,072,771)
Temporary differences – other	39,284	61,441
Net Deferred tax asset not recognised	<u>(26,944,256)</u>	<u>(25,852,493)</u>
Balance of franking account at year end	<u>-</u>	<u>-</u>

Potential deferred tax assets attributable to tax losses carried forward and temporary differences have not been brought to account because Directors do not believe realisation of the deferred tax assets is probable. These benefits will only be obtained if:

- (i) the company derives future assessable income of a nature and of an amount sufficient to enable the benefit from the deduction for the loss to be realized;
- (ii) the company continue to comply with the conditions for deductibility imposed by law, and
- (iii) no changes in tax legislation adversely affect the company in realizing the benefit from the deductibility for the loss.

5. CASH AND CASH EQUIVALENTS	2016	2015
	\$	\$
Current		
Cash at bank	216,101	268,589
Short term deposits	150,000	1,000,000
	<u>366,101</u>	<u>1,268,589</u>

6. TRADE AND OTHER RECEIVABLES	2016	2015
	\$	\$
Current		
Goods and services tax refunds	5,922	4,599
	<u>5,922</u>	<u>4,599</u>

ACCENT RESOURCES NL
NOTE TO THE FINANCIAL STATEMENTS

7. PROPERTY, PLANT AND EQUIPMENT

	2016	2015
	\$	\$
Plant and equipment at cost	238,231	264,100
Accumulated depreciation	(207,760)	(222,734)
	<u>30,471</u>	<u>41,366</u>
<i>Reconciliation of plant and equipment:</i>		
Carrying amount at beginning of the year	41,365	45,245
Additions	635	7,307
Disposals	(2,979)	-
Depreciation expense	(8,550)	(11,187)
Carrying amount at end of the year	<u>30,471</u>	<u>41,365</u>

In the year ended 30 June 2016, \$2,306 (2015: \$2,764) of the depreciation expense was capitalised in relation to expenditure and evaluation activities.

8. EXPLORATION AND EVALUATION EXPENDITURE

	2016	2015
	\$	\$
Carrying amount at the beginning of the year (net of R&D incentives)	3,575,902	16,288,025
Deferred exploration expenditure incurred during the year	412,214	519,798
Write-off capitalised expenditure	(28,024)	(1,723,622)
Impairment of capitalised expenditure	(209,936)	(11,508,299)
Carrying amount at the end of the year	<u>3,750,156</u>	<u>3,575,902</u>

During the year ended 30 June 2015, the exploration and evaluation expenditure relating to the Mt Gibson (Magnetite Range) Project was fully impaired to nil. During the year ended 30 June 2016, a further \$209,936 of expenditure was incurred at this project for tenement holding costs. As project studies at Magnetite Range have been deferred until a future time, to reflect this, the expenditure was immediately impaired.

9. AVAILABLE-FOR-SALE FINANCIAL ASSETS

	2016	2015
	\$	\$
At Fair Value		
Carrying amount at beginning of year	-	-
Acquisitions	4,000,000	-
Net loss from fair value adjustments	(1,500,000)	-
Carrying amount at end of year	<u>2,500,000</u>	-

The Company has participated in a \$43 million share placement by MZI which is in three Tranches, the first two of which the Company participated in. The Company has acquired 10m shares or 6.25% of MZI at an issue price of 40 cents for a total consideration of \$4.0 million.

The third Tranche of the MZI placement (which the Company did not participate in) took place in late February 2016 following MZI shareholder approval, which diluted the Company's interest to 5%. Refer to note 22 in relation to the determination of fair value.

10. TRADE AND OTHER PAYABLES

	2016	2015
	\$	\$
Current		
Trade creditors	93,478	96,984
Accruals and other liabilities	39,064	44,050
	<u>132,542</u>	<u>141,034</u>

All payables are denominated in AUD. The average credit period is 30 days. No interest is charged on other payables.

ACCENT RESOURCES NL
NOTE TO THE FINANCIAL STATEMENTS



11. PROVISIONS		2016	2015
		\$	\$
	Current		
	Provision for employee entitlements	67,166	65,691

12. BORROWINGS

The major shareholder of the Company, Xingang Resources (HK) Ltd, has extended a loan facility of \$4 million to enable the Company to participate in a placement of shares by MZI Resources Ltd.

The borrowings have been drawn as a source of long-term finance. They mature on 31 December 2018 and bear no interest. The liability is presented as a non-current liability with an effective interest rate of 10%. The fair value of the loan at draw down was \$2,904,723 with the difference of \$1,095,277 recognised as a contribution by the parent. At 30 June 2016, the carrying value of the liability is \$3,114,030 (2015: nil).

13. ISSUED CAPITAL		2016	2015
		\$	\$
	181,000,233 fully paid ordinary shares (2015: 181,000,233 shares)	29,058,955	29,058,955

	Number of Shares	Number of Shares
(a) Movements in Ordinary Shares	2016	2015
Summary of Movements:		
At the beginning of the year	181,000,233	181,000,233
At the end of the year	181,000,233	181,000,233

The company has no authorised capital and its ordinary shares have no par value.

(b) Options

There are no options on issue (2015: nil).

There were no options exercised during the financial year (2015: nil).

(c) Terms and Conditions of Issued Capital

Ordinary shares have the right to receive dividends as declared and, in the event of winding up the Company, to participate in the proceeds from the sale of all surplus assets in proportion to the number of and amounts paid up on shares held.

At the shareholders' meeting each ordinary share is entitled to one vote when a poll is called, otherwise each shareholder has one vote on a show of hands.

(d) Capital Risk Management

The Company's objectives when managing capital are to safeguard their ability to continue as a going concern, so that they may continue to provide returns for shareholders and benefits for other stakeholders.

Due to the nature of the Company's activities, being mineral exploration, the Company does not have ready access to credit facilities, with the primary source of funding being equity raisings. Therefore, the focus of the Company's capital risk management is the current working capital position against the requirements of the Company to meet exploration programs and corporate overheads. The Company's strategy is to ensure appropriate liquidity is maintained to meet anticipated operating requirements, with a view to initiating appropriate capital raisings as required. The working capital position of the Company at 30 June 2016 is as follows:

For personal use only



13. ISSUED CAPITAL (continued)

(d) Capital Risk Management (continued)

	2016	2015
	\$	\$
Cash and cash equivalents	366,101	1,268,589
Trade and other receivables	5,922	4,599
Trade and other payables and provisions	(199,708)	(206,725)
Working capital position	<u>172,315</u>	<u>1,066,463</u>

14. RESERVES

	2016	2015
	\$	\$
Financial assets reserve	<u>(1,500,000)</u>	-
	<u>(1,500,000)</u>	-

The financial assets reserve represents the cumulative gains and losses arising on the revaluation of available-for-sale financial assets that have been recognised in other comprehensive income, net of amounts reclassified to profit or loss when those assets have been disposed of or are determined to be impaired.

15. COMMITMENTS AND CONTINGENT LIABILITIES

Tenement Expenditure Commitments:

The Company is required to maintain current rights of tenure to tenements, which require outlays of expenditure in 2016/2017. Under certain circumstances these commitments are subject to the possibility of adjustment to the amount and/or timing of such obligations, however, they are expected to be fulfilled in the normal course of operations.

	2016	2015
	\$	\$
The Company also has tenement rental and expenditure commitments of:		
Payable:		
– not later than 12 months	412,349	264,284
– between 12 months and 5 years	714,119	710,873
– greater than 5 years	1,315,428	1,476,983
	<u>2,441,896</u>	<u>2,452,140</u>

Other Commitments:

Operating Lease Commitments:

The Company currently has an operating lease in place upon its West Perth office and three of its car bays. The operating lease ended on 31 August 2016. However, a new lease agreement is currently being negotiated. Commitments are detailed below.

	2016	2015
	\$	\$
Payable:		
– not later than 12 months	8,448	6,709
– between 12 months and 5 years	-	-
	<u>8,448</u>	<u>6,709</u>

Contingencies:

It is possible that native title, as defined in the *Native Title Act 1993*, might exist over land in which the Company has an interest. It is not possible at this stage to quantify the impact (if any) that the existence of native title may have on the operations of the Company. The Directors are aware that applications for native title claims have been accepted by the Native Title Tribunal over tenements held by the Company.

16. CASH FLOW INFORMATION

	2016	2015
	\$	\$
(a) Reconciliation of loss after tax to the net cash flows used in operations		
Loss after income tax	(940,096)	(13,881,285)
Non-Cash Items:		
Depreciation	6,245	8,422
Profit on sale of fixed assets	(12,384)	-
Write-off capitalised expenditure	237,960	13,231,924
Interest on borrowings	209,307	-
Changes in assets and liabilities:		
(Increase)/decrease in trade and other receivables	(2,796)	1,960
Increase/(decrease) in trade and other payables	(7,928)	(18,130)
Cash flows (used in) operations	<u>(509,692)</u>	<u>(657,109)</u>

(b) Non-Cash Financing and Investing Activities

There were no non-cash financing and investing activities during the financial year.

17. KEY MANAGEMENT PERSONNEL COMPENSATION

(a) Details of Directors and Key Management Personnel

(i) Directors

The following persons were Directors of Accent Resources NL during the financial year:

Yuzi (Albert) Zhou – Executive Chairman
Dian Zhou He – Non Executive Director and Deputy Chairman
Jun Sheng (Jerry) Liang – Non Executive Director
Jie You (alternate Director to Jun Sheng Liang)

(ii) Other Key Management Personnel

Robert Allen – Company Secretary

(b) Key Management Personnel Compensation

Refer to the Remuneration Report contained in the Directors' Report for details of the remuneration paid or payable to each member of the Company's Key Management Personnel for the year ended 30 June 2016. The totals of remuneration paid to key management personnel of the company during the year are as follows:

	2016	2015
	\$	\$
Short-term employee benefits	280,051	530,142
Post-employment benefits	19,083	32,126
	<u>299,134</u>	<u>562,268</u>

(c) Equity Instrument Disclosures Relating to Key Management Personnel

(i) Options provided as remuneration and shares issued on any exercise of such options

No share options were granted to Key Management Personnel as remuneration during the financial year (2015: nil).

(ii) Option holdings

There are no options on issue.

17. KEY MANAGEMENT PERSONNEL COMPENSATION (continued)

(c) Equity Instrument Disclosures Relating to Key Management Personnel (continued)

(iii) Share holdings

The number of ordinary shares in the Company held during the financial year by each Director and any other key management personnel of the Company, including related parties, are set out in the Remuneration Report contained in the Directors Report.

(d) Other Transactions with Key Management Personnel

There were no other transactions with Key Management Personnel during the financial year.

18. RELATED PARTY TRANSACTIONS

(a) Loans from Related Parties

The Company has funded its participation in the MZI placement by way of a \$4 million loan facility extended by the Company's major shareholder Xingang Resources (HK) Ltd. As per Note 12, the loan is interest free, unsecured and matures on 31 December 2018.

(b) Transactions with Related Parties

The Company also received a commission for \$47,475 (2015: nil) from Rich Mark Development (Group) Pty Ltd who has shareholdings representing 15.590% of the Company.

The Company also pays rent of \$500 (2015: \$500) and \$200 (2015: \$200) in outgoings per month for the lease of the Melbourne office from Rich Mark Development (Group) Pty Ltd who has shareholdings representing 15.590% of the Company.

(c) Other Related Party Transactions (continued)

Disclosures relating to Key Management Personnel are set out in Note 17 and the Remuneration Report in the Directors Report in compliance with Australian Accounting Standards AASB 124: *Related Party Disclosures*, the *Corporations Act 2001* and the *Corporations Regulations 2001*.

There are no other related party transactions.

19. AUDITOR'S REMUNERATION

	2016	2015
	\$	\$
Remuneration of the auditor of the Company for:		
- auditing and reviewing the financial statements	<u>25,000</u>	<u>38,500</u>

The auditor of Accent resources NL is Deloitte Touche Tohmatsu (2015: Crowe Horwath Perth).

20. SEGMENT REPORTING

Identification of Reportable Segments

The Company identifies its operating segments based on internal reports that are reviewed and used by the Board of Directors (chief operating decision maker) in assessing performance and determining the allocation of resources.

The Company operates in mineral exploration in Australia. The financial information in the Statement of Profit or Loss and Other Comprehensive Income and the Statement of Financial Position is the same as that presented to the chief operating decision maker.

For personal use only



21. FINANCIAL RISK MANAGEMENT

(a) Financial Risk Management

The Company's financial instruments consist mainly of deposits with banks, accounts receivable and payable and the loan from related parties.

The main purpose of non-derivative financial instruments is to raise finance for the Company's operations.

Derivatives are not currently used by the Company for hedging purposes. The Company does not speculate in the trading of derivative instruments.

(i) Treasury Risk Management

The Board of the Company meets on a regular basis to analyse interest rate exposure and to evaluate treasury management strategies in the context of the most recent economic conditions and forecasts.

(ii) Financial Risks

The main risks the Company is exposed to through its financial instruments are interest rate risk, liquidity risk and credit risk.

Interest Rate Risk

The Company does not have any debt that may be affected by interest rate risk as the loan from the parent entity is interest free. The Company seeks to utilise fixed interest rate products to assist in managing its deposit funds and is subject to interest rate risk as detailed below in *sensitivity analysis*.

Sensitivity Analysis

At 30 June 2016, if interest rates had changed by +/- 100 basis points from the weighted average rate for the year with all other variables held constant, post-tax loss for Company would have been \$9,034 lower/higher (2015: \$18,975) lower/higher) as a result of lower/higher interest income from cash and cash equivalents.

Liquidity Risk

Liquidity risk arises from the possibility that the Company may encounter difficulty in settling its debts or otherwise meeting its financial obligations related to financial liabilities. The Company manages liquidity risk by monitoring forecast cash flows.

For personal use only



21. FINANCIAL RISK MANAGEMENT (continued)

(a) Financial Risk Management (continued)

Financial Liability and Financial Asset Maturity Analysis:

	Within 1 Year		1 to 5 Years		No Maturity Date		Total	
	2016 \$	2015 \$	2016 \$	2015 \$	2016 \$	2015 \$	2016 \$	2015 \$
Financial liabilities due for payment								
Trade and other payables	(199,708)	(206,725)	-	-	-	-	(199,708)	(206,725)
Borrowings	-	-	(3,114,030)	-	-	-	(3,114,030)	-
Total Expected outflows	(199,708)	(206,725)	(3,114,030)	-	-	-	(3,313,738)	(206,725)
Financial assets – cash flows realisable								
Cash and cash equivalents	366,101	1,268,589	-	-	-	-	366,101	1,268,589
Trade and other receivables	5,922	4,599	-	-	-	-	5,922	4,599
Available for sale financial assets	-	-	-	-	2,500,000	-	2,500,000	-
Total Anticipated Inflows	372,023	1,273,188	-	-	2,500,000	-	2,872,023	1,273,188
Net inflow/(outflow) on financial instruments	172,315	1,066,463	(3,114,030)	-	-2,500,000	-	(441,715)	1,066,463

There are no assets or liabilities that have a maturity date greater than five years.

Credit Risk

The maximum exposure to credit risk, excluding the value of any collateral or other security, at reporting date to recognised financial assets, is the carrying amount, net of any provisions for impairment of those assets, as disclosed in the Statement of Financial Position and notes to the financial statements.

Credit risk on liquid funds is limited because counter parties are banks with high credit rating.

The Company does not have any material credit risk exposure to any single receivable or group of receivables under financial instruments entered into by the economic entity.

Price Risk

Price risk relates to the risk that the fair value or future cash flows of a financial instrument will fluctuate because of changes in market prices largely due to demand and supply factors for commodities.

The Company is exposed to equity price risk arising from the equity investment in MZI Resources Ltd. This equity investment is held for strategic rather than trading purposes. The Company does not actively trade this investment.

The sensitivity analyses below have been determined based on the exposure to equity price risks at the end of the reporting period. If equity prices had been 10% higher/lower:

- (a) profit for the year ended 30 June 2016 would have been unaffected as the equity investments are classified as available-for-sale and no investments were disposed of or impaired; and

21. FINANCIAL RISK MANAGEMENT (continued)

(a) Financial Risk Management (continued)

Price Risk (continued)

- (a) other comprehensive income for the year ended 30 June 2016 would increase/decrease by \$250,000 (2015: nil) as a result of the changes in fair value of available-for-sale shares.

(b) Fair Value Estimation

The fair value of financial assets and financial liabilities must be estimated for recognition and measurement or for disclosure purposes. All financial assets and financial liabilities of the Company at the reporting date are recorded at amounts approximating their fair value.

The carrying value less impairment provision of trade receivables and payables approximate their fair values due to their short-term nature. Trade and sundry payables are all expected to be paid in less than six months.

Net Fair Value of Financial Assets and Financial Liabilities

The net fair value of the Company's financial assets and financial liabilities approximates their carrying value.

(c) Interest Rate Risk

The Company's exposure to interest rate risk, which is the risk that a financial instrument's value will fluctuate as a result of changes in market interest rates and the effective weighted average interest rate for each class of financial assets and financial liabilities comprises:

	Floating Interest Rate		Fixed Interest Rate				Non-Interest Bearing		Total		Weighted Effective Interest Rate	
	2016	2015	1 Year or Less		1 to 5 Years		2016	2015	2016	2015	2016	2015
	\$	\$	\$	\$	\$	\$	\$	\$	\$	\$	%	%
Financial Assets												
Cash	216,101	268,589	150,000	1,000,000	-	-	-	-	366,101	1,268,589	4.09	2.91
Trade and other receivables	-	-	-	-	-	-	5,922	4,599	5,922	4,599	N/A	N/A
Available for sale financial assets	-	-	-	-	-	-	2,500,000	-	2,500,000	-	N/A	N/A
Total Financial Assets	216,101	268,589	150,000	1,000,000	-	-	2,505,922	4,599	2,872,023	1,273,188	-	-
Financial Liabilities												
Trade and other payables	-	-	-	-	-	-	199,708	206,725	199,708	206,725	N/A	N/A
Borrowings	-	-	-	-	3,114,030	-	-	-	3,114,030	-	10%	N/A
Total Financial Liabilities	-	-	-	-	3,114,030	-	199,708	206,725	3,313,738	206,725	-	-

22. FAIR VALUE MEASUREMENTS

The Company measures and recognises the following assets and liabilities at fair value on a recurring basis after initial recognition:

- available-for-sale financial assets.

(a) Fair Value Hierarchy

The Company classifies fair value of financial instruments using the fair value hierarchy, in order to reflect the most significant input used in their valuation.

Level 1: Measurements based on quoted prices (unadjusted) in active markets for identical assets or liabilities that the entity can access at the measurement date

Valuation techniques

The Company selects a valuation technique that is appropriate in the circumstances and for which sufficient data is available to measure fair value. The availability of sufficient and relevant data primarily depends on the specific characteristics of the asset or liability being measured.

All investments in listed securities are valued by reference to quoted prices in an active market.

The following tables provide the fair values of the Company's assets and liabilities measured and recognised on a recurring basis after initial recognition and their categorisation within the fair value hierarchy:

2016	Note	Level 1	Level 2	Level 3	Total
		\$	\$	\$	\$
Recurring fair value measurements					
<i>Financial assets</i>					
Available-for-sale financial assets					
- shares in listed companies	9	2,500,000	-	-	2,500,000
Total financial assets recognised at fair value on a recurring basis		2,500,000	-	-	2,500,000

There were no such financial instruments in 2015.

(b) Fair Value of Financial Assets and Liabilities Not Measured at Fair Value

The Directors are of the opinion that the carrying value of the following financial instruments approximates the fair value of these instruments:

- trade and other receivables
- trade and other payables
- loan from related parties (refer note 12 for details).

23. EVENTS AFTER THE BALANCE SHEET DATE

Subsequent to the end of the financial year the Company received \$1 million from Rich Mark Development Group Pty Ltd (a major shareholder and related party). The loan is unsecured and subject to interest at 4% which accrues six monthly and is payable along with the principal at maturity. The loan matures on 31 August 2018.

No other matters or circumstances have arisen since the end of the financial year which significantly affected or may significantly affect the operations of the Company, the results of those operations, or the state of affairs of the Company in future financial years.

For personal use only

24. ULTIMATE PARENT COMPANY

The Ultimate Parent Company of Accent Resources NL is Xingang Resources (HK) Limited.

25. COMPANY DETAILS

The registered office of the Company is:
9/250 Queen Street
Melbourne VIC 3000

The principal place of business of the Company is:
4/29 Ord Street
WEST PERTH WA 6005

For personal use only




**ACCENT RESOURCES NL
DIRECTORS' DECLARATION**

The Directors of the Company declare that:

1. the attached financial statements and notes are in accordance with the *Corporations Act 2001*, including:
 - a. complying with Australian Accounting Standards, which, as stated in accounting policy Note 1 to the financial statements, constitutes compliance with International Financial Report Standard (IFRS), Corporations Regulations 2001, and
 - b. giving a true and fair view of the Company's financial position at 30 June 2016 and of its performance for the year ended on that date; and
2. the directors have been given the declarations required by s.295A of the *Corporations Act 2001* from the Chief Executive Officer and Chief Financial Officer.
3. In the Directors' opinion there are reasonable grounds to believe that the Company will be able to pay its debts as and when they become due and payable; and

This declaration is made in accordance with a resolution of the Board of Directors.



Yuzi Zhou
Executive Chairman

Dated this 12th day of September 2016

For personal use only



Independent Auditor's Report to the Members of Accent Resources NL

Report on the Financial Report

We have audited the accompanying financial report of Accent Resources NL, which comprises the statement of financial position as at 30 June 2016, the statement of comprehensive income, the statement of cash flows and the statement of changes in equity for the year ended on that date, notes comprising a summary of significant accounting policies and other explanatory information, and the directors' declaration as set out on pages 23 to 46.

Directors' Responsibility for the Financial Report

The directors of the company are responsible for the preparation of the financial report that gives a true and fair view in accordance with Australian Accounting Standards and the *Corporations Act 2001* and for such internal control as the directors determine is necessary to enable the preparation of the financial report that gives a true and fair view and is free from material misstatement, whether due to fraud or error. In Note 1, the directors also state, in accordance with Accounting Standard AASB 101 *Presentation of Financial Statements*, that the financial statements comply with International Financial Reporting Standards.

Auditor's Responsibility

Our responsibility is to express an opinion on the financial report based on our audit. We conducted our audit in accordance with Australian Auditing Standards. Those standards require that we comply with relevant ethical requirements relating to audit engagements and plan and perform the audit to obtain reasonable assurance whether the financial report is free from material misstatement.

An audit involves performing procedures to obtain audit evidence about the amounts and disclosures in the financial report. The procedures selected depend on the auditor's judgement, including the assessment of the risks of material misstatement of the financial report, whether due to fraud or error. In making those risk assessments, the auditor considers internal control, relevant to the company's preparation of the financial report that gives a true and fair view, in order to design audit procedures that are appropriate in the circumstances, but not for the purpose of expressing an opinion on the effectiveness of the company's internal control. An audit also includes evaluating the appropriateness of accounting policies used and the reasonableness of accounting estimates made by the directors, as well as evaluating the overall presentation of the financial report.

We believe that the audit evidence we have obtained is sufficient and appropriate to provide a basis for our audit opinion.

Auditor's Independence Declaration

In conducting our audit, we have complied with the independence requirements of the *Corporations Act 2001*. We confirm that the independence declaration required by the *Corporations Act 2001*, which has been given to the directors of Accent Resources NL, would be in the same terms if given to the directors as at the time of this auditor's report.

For personal use only

Opinion

In our opinion:

- (a) the financial report of Accent Resources NL is in accordance with the *Corporations Act 2001*, including:
 - (i) giving a true and fair view of the company's financial position as at 30 June 2016 and of its performance for the year ended on that date; and
 - (ii) complying with Australian Accounting Standards and the *Corporations Regulations 2001*; and
- (b) the financial statements also comply with International Financial Reporting Standards as disclosed in Note 1.

Material Uncertainty Regarding Continuation as a Going Concern

Without modifying our opinion, we draw attention to Note 1(ii) in the financial report which indicates that for the year ended 30 June 2016 the company incurred a loss of \$940,096 (2015: \$13,881,285) and experienced net cash outflows from operating and investing activities (excluding cash outflows for the acquisition of financial assets totalling \$4,000,000) of \$902,488 (2015: \$1,187,183). for the year ended 30 June 2016. These conditions, along with other matters set out in Note 1, indicate the existence of a material uncertainty that may cast significant doubt about the company's ability to continue as a going concern and therefore, whether it will realise its assets and extinguish its liabilities in the ordinary course of business.

Report on the Remuneration Report


We have audited the Remuneration Report included in pages 13 to 16 of the directors' report for the year ended 30 June 2016. The directors of the company are responsible for the preparation and presentation of the Remuneration Report in accordance with section 300A of the *Corporations Act 2001*. Our responsibility is to express an opinion on the Remuneration Report, based on our audit conducted in accordance with Australian Auditing Standards.

Opinion

In our opinion the Remuneration Report of Accent Resources NL for the year ended 30 June 2016, complies with section 300A of the *Corporations Act 2001*.

DELOITTE TOUCHE TOHMATSU

DELOITTE TOUCHE TOHMATSU



John Sibenaler
Partner
Chartered Accountants
Perth, 12 September 2016

The Board of Directors
Accent Resources NL
Level 9, 250 Queen Street
MELBOURNE VIC 3000

12 September 2016

Dear Board Members

Accent Resources NL

In accordance with section 307C of the *Corporations Act 2001*, I am pleased to provide the following declaration of independence to the directors of Accent Resources NL.


As lead audit partner for the audit of the financial statements of Accent Resources NL for the financial ended 30 June 2016, I declare that to the best of my knowledge and belief, there have been no contraventions of:

- (i) the auditor independence requirements of the *Corporations Act 2001* in relation to the audit; and
- (ii) any applicable code of professional conduct in relation to the audit.

Yours sincerely

DELOITTE TOUCHE TOHMATSU

DELOITTE TOUCHE TOHMATSU



John Sibenaler
Partner
Chartered Accountants

For personal use only

As at 30 August 2016

1. Numbers of Holders of Equity Securities

a. Ordinary Share Capital

181,000,233 fully paid ordinary shares are held by 360 individual shareholders.

b. Listed Options

There are no listed options.

c. Unlisted Options

There are no unlisted options.

d. Distribution of Holders of Equity Securities

	Fully Paid Ordinary Shares	Listed Options	Unlisted Options
1 - 1,000	72	-	-
1,001 – 5,000	64	-	-
5,001 – 10,000	75	-	-
10,001 – 100,000	119	-	-
100,001 – and over	30	-	-
Total	360	-	-

e. Substantial Share and Option Holders

The names of the substantial shareholders listed in the Company's register as at 30 August 2016:

	Number
1. Xinyang Resources (HK) Limited	98,026,518
2. Rich Mark Development (Group) Pty Ltd	28,218,366
3 Grandmaster Fortune Limited	21,563,603
4 Sino Oriental International Limited	10,000,000
5 Mr Bin Cui	9,862,998

f. Other Information

The voting rights attached to ordinary shares are governed by the Constitution of the Company. On a show of hands every person present who is a Member or representative of a Member shall have one vote on a poll, every Member present in person or by proxy or by attorney or duly authorised representative shall have one vote for each share held. None of the options have any voting rights.

For personal use only



Unmarketable Parcels

At the date of this report, there were 148 holders who held shares that were unmarketable parcels.

2. Twenty Largest Shareholders

	Number	Percentage
XINYANG RESOURCES (HK) LIMITED	98,026,518	54.158%
RICH MARK DEVELOPMENT (GROUP) PTY LTD	28,218,366	15.590%
GRANDMASTER FORTUNE LIMITED	21,563,603	11.914%
SINO ORIENTAL INTERNATIONAL LIMITED	10,000,000	5.525%
MR BIN CUI	9,862,998	5.449%
Mr LI ZHAO	2,102,500	1.162%
GREGORY IAN WILLIMS & JUDITH ANNE WILLIMS	875,000	0.483%
TONY JAMES PEARS & LYNDA PAMELA PEARS	650,300	0.359%
TOLSUTRA PTY LTD	500,000	0.276%
BROWNWARD PTY LTD <BRIAN HAYWARD SF A/C>	500,000	0.276%
BORROMINI PTY LTD	475,000	0.262%
DESKGLEN PTY LTD <HEILBRONN'S SUPER FUND A/C>	400,000	0.221%
DONG LIANG	330,797	0.183%
XIA LI	320,156	0.177%
SASA PADEZANIN	300,000	0.166%
JF APEX SECURITIES BERHAD <CLIENT A/C>	282,150	0.156%
KHEE KWONG LOO	250,000	0.138%
TOLSUTRA PTY LTD	250,000	0.138%
MAGNIM PTY LTD <THE COX SUPER FUND A/C>	223,880	0.124%
CITYCORP NOMINEES PTY LTD	171,000	0.094%
	175,302,268	96.852%

3. Twenty Largest Listed Option Holders

There were no listed options as at 30 August 2016.

4. Restricted Securities

At 30 August 2016 there were no restricted securities.

For personal use only



For the Year ended 30 June 2016

WESTERN AUSTRALIA

All of the company's Mineral resources and Ore Reserves are located within Western Australia.

IRON (MAGNETITE) RESOURCES

There was no change to the company's iron (magnetite) resources during FY2016

Table: Magnetite Range Project

JORC 2004 Category	Tonnes (Mt)	DTR Wt Recovery (%)	Whole Rock Assay				DTR Concentrate Assay						
			Fe (%)	Al ₂ O ₃ (%)	S (%)	SiO ₂ (%)	Fe (%)	Al ₂ O ₃ (%)	S (%)	SiO ₂ (%)	P (%)	FeO (%)	LOI (%)
Measured	6.8	41.66	33.86	0.86	0.11	46.92	69.61	0.1	0.16	2.93	0.01	24.53	-3.08
Indicated	305.7	37.26	31.82	1.92	0.33	46.27	67.32	0.24	0.49	5.32	0.01	27.37	-2.77
Inferred	122	32.57	30.28	2.34	0.41	47.12	67.6	0.24	0.62	4.91	0.01	27.43	-2.68
Total	434.5	36.01	31.42	2.02	0.35	46.52	67.43	0.24	0.52	5.17	0.01	27.34	-2.75

- Source: ACS 30/06/2016 Annual Report
- Small discrepancies may occur due to rounding effects
- Calculated on the fresh zone, 15% DTR weight recovery cut off

GOLD RESOURCES

There was no change to the Company's gold resources during FY2016.

Table: Norseman Project (at 0.5 g/t Au lower cut off)

Deposit	JORC 2004 Category											
	Measured			Indicated			Inferred			Total		
	Ore (t)	Grade (g/t)	Total (Oz)	Ore (t)	Grade (g/t)	Total (Oz)	Ore (t)	Grade (g/t)	Total (Oz)	Ore (t)	Grade (g/t)	Total (Oz)
Iron Duke	450,900	1.8	25,300	272,500	1.6	14,000	126,500	1.6	6,400	850,000	1.7	45,700
Surprise	299,200	1.4	13,300	137,600	1.3	5,900	94,300	1.2	3,600	531,100	1.3	22,800
Total	750,100	1.6	38,600	410,100	1.5	19,900	220,800	1.4	10,000	1,381,000	1.5	68,500

Table: Norseman Project (at 1 g/t Au lower cut off)

Deposit	JORC 2004 Category											
	Measured			Indicated			Inferred			Total		
	Ore (t)	Grade (g/t)	Total (Oz)	Ore (t)	Grade (g/t)	Total (Oz)	Ore (t)	Grade (g/t)	Total (Oz)	Ore (t)	Grade (g/t)	Total (Oz)
Iron Duke	328,300	2.1	22,200	213,700	1.8	12,500	111,100	1.7	6,000	653,200	1.9	40,700
Surprise	210,800	1.6	10,900	111,900	1.4	5,200	63,500	1.4	2,800	386,200	1.5	18,800
Total	539,100	1.9	33,100	325,600	1.7	17,700	174,600	1.6	8,800	1,039,400	1.8	59,500

- Source: ACS 30/06/2015 Annual Report
- Small discrepancies may occur due to rounding effects



For personal use only

The Mineral Resource estimate for the Magnetite Range and Norseman Gold Projects was prepared and first disclosed under the JORC Code 2004. They have not been updated since to comply with the JORC Code 2012 on the basis that the information has not materially changed since it was last reported.

MINERAL RESOURCE AND ORE RESERVE CORPORATE GOVERNANCE

Due to the nature, stage and size of the Company's existing projects, Accent Resources believe there would be no efficiencies gained by establishing a separate committee responsible for reviewing and monitoring the Company's processes for calculating Mineral Resources and Ore Reserves and for ensuring that the appropriate internal controls are applied to such calculations.

However, the Company ensures that data collected and utilised, and all Mineral Resource or Ore Reserve Estimations, are supervised and prepared by Competent Persons in accordance with JORC Code.

The Company will report any future Mineral Resource and Ore Reserves updates in accordance with the 2012 JORC Code.

COMPETENT PERSONS STATEMENTS

For the Year Ended 30 June 2016

Competent Persons Statement – Magnetite Range Project

The information that relates to Mineral Resources at the Magnetite Range Iron (magnetite) Ore Project is based on a resource estimate that was prepared by Mr Stephen Hyland of Ravensgate Mineral Industry Consultants. Mr Hyland is a Fellow of the Australasian Institute of Mining and Metallurgy. The preparation was supervised by Mr G Rodney Dale FRMIT of PROMET Engineers Pty Ltd. Mr Dale is a Fellow of the Australasian Institute of Mining and Metallurgy. Mr Hyland takes overall responsibility for the Resource Estimate; Mr Dale takes responsibility for the geological model. Mr Hyland and Mr Dale have sufficient experience which is relevant to the style of mineralisation and type of deposit under consideration and to the activity they are undertaking to qualify as Competent Persons as defined in the 2004 Edition of the Australasian Code for Reporting of Exploration Results, Mineral Resources and Ore Reserves. Mr Hyland and Mr Dale consent to the inclusion in this report of the matters based on their information (and the public reporting of these statements) in the form and context that the information appears.

Competent Persons Statement – Norseman Project

The information that relates to Mineral Resources at the Norseman Gold Project is based on a resource estimate that was prepared by Mr Stephen Hyland of Ravensgate Mining Industry Consultants. Mr Hyland is a Fellow of the Australian Institute of Mining and Metallurgy. Mr Hyland has sufficient experience which is relevant to the style of mineralisation and type of deposit under consideration and to the activity which he is undertaking to qualify as a Competent Person as defined in the 2004 Edition of the Australasian Code for Reporting of Exploration Results, Mineral Resources and Ore Reserves. Mr Hyland consents to the inclusion in this report of the matters based on his information (and the public reporting of these statements) in the form and context that the information appears.

Competent Persons Statement – Annual Mineral Reserves and Resources Statement

The Mineral Resources and Ore Reserves statement in this Annual Report is based on, and fairly represents, information and supporting documentation prepared by a competent person or persons. The Mineral Resources and Ore Reserves statement as a whole has been approved by Ms George Morton, who is a full-time employee of the Company and a Member of the Australian Institute of Geoscientists. Ms Morton consents to the inclusion of the Mineral Resources and Ore Reserves statement in the form and context in which it appears in this Annual Report.



For personal use only

For Year Ended 30 June 2016

WESTERN AUSTRALIA

All of the company's projects are located within Western Australia.

PROJECT	TENEMENT	STATUS / GRANT DATE	EXPIRY DATE	% OWNERSHIP
Meekatharra	E51/1209	26/06/2008	25/06/2018	100%
Mt Gibson	E59/875	22/03/2006	21/03/2017	100%
(Magnetite	M59/166	05/10/1989	04/10/2031	100%
Range)	L59/106	01/08/2012	31/07/2033	100%
	E59/1732	28/03/2012	27/03/2017	100%
	P59/1952 ¹	20/01/2012	Amalgamated into E59/875	N/A
	E59/1878	10/07/2013	09/07/2018	100%
	E59/2043	18/06/2015	17/06/2020	100%
	E59/2044	18/06/2015	17/06/2020	100%
Norseman	M63/225	04/01/1991	03/01/2033	100%
	M63/226	04/01/1991	03/01/2033	100%
	M63/229	19/11/1990	18/11/2032	100%
	M63/247	04/12/1992	03/12/2034	100%
	M63/369	01/07/2011	30/07/2032	100%
	M63/657	Application	Application	
	P63/1642	06/06/2008	05/06/2016 ²	100%
	P63/1380	05/09/2007	04/09/2015 ²	100%
	P63/1381	05/09/2007	04/09/2015 ²	100%
	P63/1383	05/09/2007	04/09/2015 ²	100%
	P63/1384	05/09/2007	04/09/2015 ²	100%
	P63/1893	03/09/2012	02/09/2016 ²	100%
	P63/1904	07/09/2012	06/09/2016 ²	100%
	P63/1997	Application ³	Application	
	P63/2052	Application	Application	

Notes:

1. P59/1952 granted 20/1/2012 to cover `GDA gap` between E59/875 (AGD) and E59/1732 (GDA), expired on grant of amalgamation with E59/875 on 24/6/2016.
2. Subject to consolidation under Mining Lease Application 63/657.
3. P63/1997 Granted by WA Department of Minerals and Petroleum 4th July, 2016.

“This page is left blank intentionally”

For personal use only

