

A C C E N T
R E S O U R C E S N . L .



ACN 113 025 808

HALF-YEAR REPORT

**FOR THE SIX MONTHS ENDED
31 DECEMBER 2016**

For personal use only

A C C E N T
R E S O U R C E S N . L .



ACN 113 025 808

CONTENTS

| | |
|---|----|
| Corporate Directory | 1 |
| Directors' Report | 2 |
| Condensed Statement of Comprehensive Income | 5 |
| Condensed Statement of Financial Position | 6 |
| Condensed Statement of Changes in Equity | 7 |
| Condensed Statement of Cash Flows | 8 |
| Notes to the Condensed Financial Statements | 9 |
| Directors' Declaration | 13 |
| Independent Auditor's Review Report | 14 |
| Auditor's Independence Declaration | 16 |

For personal use only

Directors

Yuzi (Albert) Zhou – Executive Chairman
Dianzhou He - Non-Executive Director and
Deputy Chairman
Jun Sheng Liang – Non-Executive Director
Jie You (Alternate Director to Jun Sheng Liang)

Company Secretary

Robert Allen

Auditors

Deloitte Touche Tomatsu
Tower 2
Brookfield Place
123 St Georges Terrace
PERTH WA 6000

Bankers

BankWest
1/1215 Hay St
WEST PERTH WA 6005

Solicitors

Hilary Macdonald
Suite 29, 18 Stirling Highway
NEDLANDS WA 6009

Steinepreis Paganin
Level 4, Next Building
16 Milligan Street
PERTH WA 6000

Share Registry

Advanced Share Registry
150 Stirling Highway
NEDLANDS WA 6009

Stock Exchange Listing

Australian Securities Exchange Limited
(Home Branch - Perth)
ASX Code: ACS

Registered Office

Level 9, 250 Queen Street
MELBOURNE VIC 3000

Exploration & Administration Office

4/29 Ord Street
WEST PERTH WA 6005

Contacts

Telephone: +61 8 9481 3006
Facsimile: +61 8 9481 3007
E-mail: admin@accentresources.com.au
Website: www.accentresources.com.au

For personal use only



Your Directors present their report together with the half-year financial report of Accent Resources NL (“the Company”) for the half-year ended 31 December 2016.

Directors

The Directors in office at the date of this report and at any time during the half-year are as follows:

Yuzi (Albert) Zhou – Executive Chairman
Dianzhou He – Non-Executive Director and Deputy Chairman
Jun Sheng Liang – Non-Executive Director
Jie You (Alternate Director to Jun Sheng Liang)

Directors were in office for the entire period unless otherwise stated.

Results of Operations

The net loss of the Company after income tax for the six months ended 31 December 2016 amounted to \$530,279 (2015: \$444,254).

Review of Operations

MZI Resources NL (ACS 4.8%)

The Company announced on 30 November 2015 that it had acquired a substantial shareholding in MZI Resources NL (“MZI”) which is a listed West Australian mineral sands producer (ASX Code: MZI). MZI carried out a \$43million share placement in 3 Tranches, the first 2 of which the Company participated in. The Company acquired 10m shares or 6.25% of MZI at an issue price of 40 cents for a total consideration of \$4.0m. The third Tranche of MZI placement which took place in late February 2016, following MZI shareholder approval, diluted the Company’s interest to 4.8%.

The Company funded its participation in the MZI placement by way of a \$4.0m loan facility extended by the Company’s major shareholder Xingang Resources (HK) Ltd.

In November 2015 MZI commissioned a mineral sands mine at Keysbrook which is 70kms south of Perth. During 2016 the project has been ramping up to its initial production target of 96ktpa of leuconite (L70 and L88) and zircon concentrate comprising 38ktpa of L88, 29ktpa of L70, and 29ktpa of zircon concentrate. It has contracted sales of 70% of initial output. At current mineral sands prices the initial production rate is expected to generate revenue in excess of \$60mpa.

In October 2016 MZI announced that the Keysbrook project had achieved a positive operating cash flow of \$7.5m in the September 2016 quarter despite not having achieved design production levels at the Keysbrook wet concentrator plant (WCP) and the Picton mineral separation plant (MSP). During the December quarter the project had negative cash flow of \$3.9m due temporary higher mining costs, plant modifications and timing of sales. However operating cashflow for the half year was \$3.4m.

During the December quarter MZI also announced a Board and Management transition with Mr Rod Baxter becoming the new Chairman and Mr Steve Ward being appointed as interim Managing Director. At the same time it also advised that a US\$16m debt funding package had been provided by the major shareholder Resource Capital Fund VI LP. The funding package will be for the expenditure on plant optimisation and working capital and expansion studies.

Keysbrook is shaping up as a high value, low cost operation and is expected to be the world’s largest primary producer of leuconite. With resources equivalent to 30 years mine life at initial production rates it has significant expansion potential. The Keysbrook project has mineral resources totalling 155m.t. at 2.0%

heavy mineral content and within these resources Proved and Probable Reserves are 72.1 mt at 2.2% heavy mineral grade. The reserves are sufficient for 15 years at the initial production rate.

Magnetite Range Iron Ore Project (ACS 100%)

The Company's wholly owned Magnetite Range Project ('MRP') is located in the Midwest region of Western Australia, immediately adjacent to the Extension Hill iron ore mine, and contains a total JORC resource of 434.5 Mt at 31.4% Fe at 15% weight recovery cut off, as announced to the ASX on 28 November 2012. Project studies at the MRP have been deferred, the Company remains committed to development of the project and continue to review land access, infrastructure and corporate options.

An environmental review was completed for the Magnetite Range Iron Project. Planning and preparation is currently underway to relocate archive samples to one area resulting in a more secure and appropriate long term location and reduce potential for compromised sample quality. One field trip was made during the reporting period to conduct these activities.

Norseman Gold Project (ACS 100%)

The Norseman Gold Project occurs within a strongly mineralised portion of the southern Norseman-Wiluna greenstone belt and is located 5km south of Norseman.

A JORC 2004 Code Mineral Resource for Iron Duke and Surprise deposits of 1,039,400 tonnes @ 1.8 g/t Au for 59,500 ounces (99 percentile upper cut, 1.0 g/t Au lower cut off) was announced to the ASX on 26 November 2012. Over 70-80% of the resource is shallow, within 50m of surface. The 2012 review and resource estimation exercise clearly demonstrated that additional drilling is required to test deeper potential and newly identified zones, a technical review of the previous resource and geological interpretation is ongoing. Discussions with external consultants have progressed; a high level 'health check' and review of the current resource is recommended and potential JORC 2012 update on the resource during the 2017 reporting period.

Mining Lease application (M63/657) applied for on 3 September 2015 is pending with the WA Department of Mines and Petroleum. This application seeks to convert 7 contiguous granted Prospecting Licences and 5 contiguous granted Mining Leases into one consolidated Mining Lease (M63/657). The 12 tenements are P63/1380-1381; P63/1383-1384; P63/1642; P63/1893; P63/1904; M63/225-226; M63/229; M63/247 and M63/369.

P63/2052 was pegged and application submitted on 20 June 2016 and is pending, a third in line application for the same area was pegged (P63/2074) and application submitted on 14 December 2016. An objection (490522) on P63/2052 was registered on 13 July 2016 and is pending. Heritage and Mining Lease Agreement negotiations are progressing for M63/657.

Arcadia Gold Project - Meekatharra (ACS 100%)

The Arcadia- Meekatharra gold project (E51/1209) is located in the southern portion of the Abbots greenstone belt some 45km south west of Meekatharra and 30km south west of Bluebird gold mine (Metals X) in the Murchison district of Western Australia.

The project is an early stage exploration project with historical exploration confined to limited historical drilling at the Hope River Prospect. The Hope River Prospect was previously identified by WMC Resources air core reconnaissance drilling in the 1990's and is located on a N-S trending western auriferous quartz dolerite. The quartz dolerite trends over approximately 2km length located within the N-S trending Hope River shear zone which splays off the Abernathy Shear Zone. Historical significant intersections include:

- 8m @ 4.24 g/t Au (MHD 46 on cross section 7023950mN)
- 8m @ 3.89 g/t Au (MHC 21 on cross section 7023235mN)
- 1m @ 15.5 g/t Au (MHC 13 on cross section 7024435mN)

The northern strike extension of the Hope River Prospect was drilled with aircore (AC) during 2012 by Accent Resources and returned anomalous composite assay results (peak 8m @ 1.2 g/t Au) over more than 1km. Reverse Circulation (RC) follow up drilling was recommended but never completed.

Previous work on the tenement includes drilling, soil surveys, geological mapping and historical geophysical surveys over parts of the tenement. Due to the lack of subsurface information and a high proportion of salt lake cover, gravity and aerial magnetic surveys were completed during 2016 to help define geological architecture and preliminary local scale target definition.

Southern Geoscience Consultants 'SGC' completed processing and interpretation of the geophysical data on 19 September 2016. A total of 41 potential areas of interest for orogenic gold were identified and ranked, based on a combination of empirical evidence, conceptual ideas, analogous and / or unusual magnetic responses, interpreted structural settings and historical mapping. Preliminary review of this data and report are encouraging, evaluation of targets generated by this report is currently underway and will help highlight any key opportunities further progressing the Meekatharra gold project. .

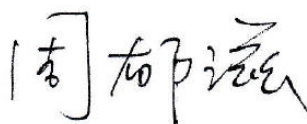
Competent Persons Statement

The information in this report that relates to Exploration Results, Mineral Resource and Ore Reserves is based on information compiled by Ms George Morton, a Competent Person who is a Member of the Australian Institute of Geoscientists. Ms Morton is a full time employee of Accent Resources NL. Ms Morton has sufficient experience that is relevant to the style of mineralisation and type of deposit under consideration and to the activity being undertaken to qualify as a Competent Person as defined in the 2012 Edition of the 'Australasian Code for Reporting of Exploration Results, Mineral Resources and Ore Reserves'. Ms Morton consents to the inclusion in the report of the matters based on his information in the form and context in which it appears.

Auditor's Independence Declaration

The auditor's independence declaration has been received and is included with this half-year report.

Signed in accordance with a resolution of the Board of Directors.



Yuzi (Albert) Zhou
Executive Chairman

Dated this 15th day of March 2017

ACCENT RESOURCES NL
 CONDENSED STATEMENT OF COMPREHENSIVE INCOME
 FOR THE HALF-YEAR ENDED 31 DECEMBER 2016



| | Note | 31 December 2016 \$ | 31 December 2015 \$ |
|--|------|---------------------------|---------------------------|
| Revenue from continuing operations | 2 | 4,606 | 85,638 |
| Administration expenses | | (125,813) | (143,572) |
| Depreciation | | (2,388) | (3,152) |
| Occupancy expenses | | (29,258) | (31,203) |
| Directors fees | | (134,980) | (134,980) |
| Finance costs | | (194,241) | (57,860) |
| Other expenses | | (17,620) | (20,365) |
| Write-off of exploration expenditure | | - | (29,571) |
| Impairment of exploration expenditure | | (30,585) | (109,189) |
| Loss before income tax | | (530,279) | (444,254) |
| Income tax | | - | - |
| Loss for the period attributable to the members of the company | | (530,279) | (444,254) |
| Other comprehensive income | | | |
| Items that may be reclassified subsequently to profit or loss | | | |
| Net fair value gain/(loss) on available for sale financial assets | | 600,000 | (200,000) |
| Other comprehensive gain/(loss) | | 600,000 | (200,000) |
| Total comprehensive income/(loss) for the period attributable to the members of the company | | 69,721 | (644,254) |
| | | Cents Per Share | |
| Basic and diluted loss per share | | (0.29) | (0.25) |

The accompanying notes form part of these financial statements.

For personal use only

ACCENT RESOURCES NL
 CONDENSED STATEMENT OF FINANCIAL POSITION
 FOR THE HALF-YEAR ENDED 31 DECEMBER 2016



| | Note | 31 December 2016 \$ | 30 June 2016 \$ |
|--|------|---------------------------|-----------------------|
| ASSETS | | | |
| Current Assets | | | |
| Cash and cash equivalents | | 858,298 | 366,101 |
| Trade and other receivables | | 1,698 | 5,922 |
| Total Current Assets | | 859,996 | 372,023 |
| Non-Current Assets | | | |
| Property, plant and equipment | | 34,150 | 30,471 |
| Exploration and evaluation assets | 9 | 3,837,640 | 3,750,156 |
| Available for sale financial assets | 10 | 3,100,000 | 2,500,000 |
| Total Non-Current Assets | | 6,971,790 | 6,280,627 |
| Total Assets | | 7,831,786 | 6,652,650 |
| LIABILITIES | | | |
| Current Liabilities | | | |
| Trade and other payables | | 72,357 | 132,542 |
| Provisions | | 75,784 | 67,166 |
| Total Current Liabilities | | 148,141 | 199,708 |
| Non-Current Liabilities | | | |
| Borrowings | 11 | 4,132,307 | 3,114,030 |
| Total Non-Current Liabilities | | 4,132,307 | 3,114,030 |
| Total Liabilities | | 4,280,448 | 3,313,738 |
| NET ASSETS | | 3,551,338 | 3,338,912 |
| EQUITY | | | |
| Issued capital | | 29,058,955 | 29,058,955 |
| Parent contribution and shareholder contribution | | 1,237,982 | 1,095,277 |
| Reserves | | (900,000) | (1,500,000) |
| Accumulated losses | | (25,845,599) | (25,315,320) |
| TOTAL EQUITY | | 3,551,338 | 3,338,912 |

The accompanying notes form part of these financial statements.

ACCENT RESOURCES NL
 CONDENSED STATEMENT OF CHANGES IN EQUITY
 FOR THE HALF-YEAR ENDED 31 DECEMBER 2016



| | Note | Issued Capital \$ | Accumulated Losses \$ | Reserves \$ | Parent and Shareholder Contribution \$ | Total Equity \$ |
|---|------|-------------------------|-----------------------------|--------------------|---|-----------------------|
| Balance at 1 July 2015 | | 29,058,955 | (24,375,225) | - | - | 4,683,730 |
| Comprehensive income | | | | | | |
| Loss for the half-year | | - | (444,254) | - | - | (444,254) |
| Net fair value loss on available for sale financial asset | | - | - | (200,000) | - | (200,000) |
| Comprehensive income | | - | (444,254) | (200,000) | - | (644,254) |
| Transactions with owners in their capacity as owners | | | | | | |
| Contribution from parent | 11 | - | - | - | 1,095,277 | 1,095,277 |
| Balance at 31 December 2015 | | 29,058,955 | (24,819,479) | (200,000) | 1,095,277 | 5,134,753 |
| Balance at 1 July 2016 | | 29,058,955 | (25,315,320) | (1,500,000) | 1,095,277 | 3,338,912 |
| Comprehensive income | | | | | | |
| Loss for the half-year | | - | (530,279) | - | - | (530,279) |
| Net fair value gain on available for sale financial asset | | - | - | 600,000 | - | 600,000 |
| Comprehensive income | | - | (530,279) | 600,000 | - | 69,721 |
| Contribution from shareholder | 11 | - | - | - | 142,705 | 142,705 |
| Transactions with owners in their capacity as owners | | | | | | |
| Contribution from parent | 11 | - | - | - | - | - |
| Balance at 31 December 2016 | | 29,058,955 | (25,845,599) | (900,000) | 1,237,982 | 3,551,338 |

The accompanying notes form part of these financial statements.

ACCENT RESOURCES NL
 CONDENSED STATEMENT OF CASH FLOWS
 FOR THE HALF YEAR ENDED 31 DECEMBER 2016



| | 31 December 2016 \$ | 31 December 2015 \$ |
|--|---------------------------|---------------------------|
| CASH FLOWS FROM OPERATING ACTIVITIES | | |
| Commissions received | - | 47,475 |
| Payments to suppliers and employees | (306,921) | (351,506) |
| Interest received | 4,606 | 25,779 |
| Net cash used in operating activities | (302,315) | (278,252) |
| CASH FLOWS FROM INVESTING ACTIVITIES | | |
| Proceeds from sale of plant and equipment | - | 16,900 |
| Payments for plant and equipment | (7,920) | (699) |
| Payments for exploration and evaluation | (197,568) | (189,713) |
| Payments for financial assets | - | (4,000,000) |
| Net cash used in investing activities | (205,488) | (4,173,512) |
| CASH FLOWS FROM FINANCING ACTIVITIES | | |
| Proceeds from borrowings | 1,000,000 | 4,000,000 |
| Net cash provided by financing activities | 1,000,000 | 4,000,000 |
| Net increase/(decrease) in cash and cash equivalents held | 492,197 | (451,764) |
| Cash and cash equivalents at the beginning of the financial period | 366,101 | 1,268,589 |
| Cash and cash equivalents at the end of the financial period | 858,298 | 816,825 |

The accompanying notes form part of these financial statements.

For personal use only

1. SIGNIFICANT ACCOUNTING POLICIES

Basis of Preparation and Statement of Compliance

These general purpose financial statements for the interim half-year reporting period ended 31 December 2016 have been prepared in accordance with requirements of the *Corporations Act 2001* and comply with Australian Accounting Standards including AASB 134 *Interim Financial Reporting*. Compliance with Australian Accounting Standards ensures that the financial statements and notes also comply with International Financial Reporting Standards.

The company is a for-profit entity for financial reporting purposes under Australian Accounting Standards. The half-year report has been prepared on an accruals basis and is based on historical cost.

This half-year financial report is intended to provide users with an update on the latest annual financial statements of the company. As such, it does not contain information that represents relatively insignificant changes occurring during the half-year within the company. The half-year report does not include notes of the type normally included in an annual financial report and shall be read in conjunction with the most recent annual financial report. It is therefore recommended that this financial report be read in conjunction with the annual financial statements of the company for the year ended 30 June 2016, together with any public announcements made during the half-year.

Going Concern

The financial report has been prepared on the going concern basis, which assumes continuity of normal business activities and the realisation of assets and the discharge of liabilities in the ordinary course of business.

The company has incurred a loss of \$530,279 (2015: \$444,254) and experienced net cash outflows from operating and investing activities of \$507,803 (2015: \$451,764, excluding cash outflows from the acquisition of financial assets totalling \$4,000,000) for the half-year ended 31 December 2016. As at 31 December 2016, the company had a cash balance of \$858,298.

The directors have prepared a cash flow forecast for the period ending 31 March 2018 which indicates current cash resources will meet expected cash outflows including corporate costs and exploration expenditure, which has been based on the following assumptions:

- a) The commencement and completion of an asset sale or capital raising using various capital raising initiatives, generating approximately \$450,000 by December 2017.
- b) Managing and deferring costs where applicable to coincide with the capital raising activity outlined above to ensure all obligations can be met.

The directors are satisfied that they will achieve the matters set out above and therefore the going concern basis of preparation is appropriate.

Should the company be unable to achieve the matters listed above, there is a material uncertainty whether the company will be able to continue as a going concern and, therefore, whether it will realise its assets and discharge its liabilities in the normal course of business.

The financial report does not include adjustments relating to the recoverability and classification of recorded asset amounts, or to the amounts and classification of liabilities that might be necessary should the company not continue as a going concern.

The half-year financial statements have been prepared in accordance with the accounting policies adopted in the Company's last annual financial statements for the year ended 30 June 2016 except for the following:

New and revised Standards

The Company has adopted all of the new and revised Standards and Interpretations issued by the Australian Accounting Standards Board (the AASB) that are relevant to their operations and effective for the current half-year. Adoption of these standards and interpretations has not required amounts or disclosures to be changed.

No new and amended standards and interpretations from the AASB which were made during the year had a material impact on the financial report of the Company.

2. REVENUE FROM CONTINUING OPERATIONS

| | 31 December 2016 | 31 December 2015 |
|---|------------------|------------------|
| | \$ | \$ |
| Interest income from financial institutions | 4,606 | 25,779 |
| Commissions received | - | 47,475 |
| Profit on sale of property, plant and equipment | - | 12,384 |
| Total Revenue | 4,606 | 85,638 |

3. DIVIDENDS PAID

There have been no dividends paid nor declared since the last reporting date.

4. COMMITMENTS

The Company has annual exploration expenditure and rent commitments of \$356,100 (2015: \$356,100) and \$45,246 (2015: \$44,931), respectively.

5. CONTINGENT LIABILITIES

There has been no change in contingent liabilities since the last annual reporting date.

6. RELATED PARTY TRANSACTIONS

The Company has funded its participation in the MZI placement in 2015 by way of a \$4 million loan facility extended by the Company's major shareholder Xingang Resources (HK) Ltd. As per Note 11, the loan is interest free, unsecured and matures on 31 December 2018.

The Company also has borrowings of \$1 million from Rich Mark Development (Group) Pty Ltd, which has shareholdings representing 15.590% of the Company. As per Note 11, the loan is unsecured and matures on 3 September 2018. Interest of 4% is charged every six months.

7. SEGMENT INFORMATION

Identification of Reportable Segment

The Company identifies its operating segments based on internal reports that are reviewed and used by the Board of Directors (chief operating decision maker) in assessing performance and determining the allocation of resources.

The Company operates in mineral exploration in Australia. The financial information in the Condensed Statement of Comprehensive Income and the Condensed Statement of Financial Position is the same as that presented to the chief operating decision maker.

8. ISSUED CAPITAL

There was no change in Issued Capital during the period.

9. EXPLORATION AND EVALUATION COSTS

| | 31 December 2016 | 30 June 2016 |
|---|------------------|--------------|
| | \$ | \$ |
| Opening Balance | 3,750,156 | 3,575,902 |
| Deferred exploration expenditure incurred during the period | 118,069 | 412,214 |
| Write off of capitalised expenditure | - | (28,024) |
| Impairment of capitalised expenditure | (30,585) | (209,936) |
| Closing Balance | 3,837,640 | 3,750,156 |

During the year ended 30 June 2016, the exploration and evaluation expenditure relating to the Mt Gibson (Magnetite Range) Project was fully impaired to Nil. During the half year ending 31 December 2016, further expenditure was incurred at this project for tenement holding costs. As project studies at Magnetite Range have been deferred until a future time, to reflect this, the expenditure was immediately impaired.

No other tenements were impaired during the half year ending 31 December 2016.

10. FINANCIAL INSTRUMENTS

| At Fair Value | 31 December 2016 | 30 June 2016 |
|---|------------------|--------------|
| | \$ | \$ |
| Opening Balance | 2,500,000 | - |
| Acquisitions | - | 4,000,000 |
| Net gain/(loss) from fair value adjustments | 600,000 | (1,500,000) |
| Closing Balance | 3,100,000 | 2,500,000 |

The Company has participated in a \$43 million share placement by MZI which is in three Tranches, the first two of which the Company participated in. The Company has acquired 10m shares or 6.25% of MZI at an issue price of 40 cents for a total consideration of \$4.0 million.

10. FINANCIAL INSTRUMENTS (CONTINUED)

The third Tranche of the MZI placement (which the Company did not participate in) took place in late February 2016 following MZI shareholder approval, which diluted the Company's interest to 4.8%.

Fair Values

The Company classifies fair values of financial instruments using the fair value hierarchy in order to reflect the most significant input used in their valuation.

- Level 1 fair value measurements are those derived from quoted prices (unadjusted) in active markets for identical assets or liabilities that the Company can access at the measurement date.
- Level 2 fair value measurements are those derived from inputs other than quoted prices included within Level 1 that are observable for the asset or liability, either directly (i.e. as prices) or indirectly (i.e. derived from prices).
- Level 3 fair value measurements are those derived from valuation techniques that include inputs for the asset or liability that are not based on observable market data (unobservable inputs).

All investments in listed securities are valued by reference to quoted prices in an active market.

11. BORROWINGS

In the prior period, the major shareholder of the Company, Xingang Resources (HK) Ltd, extended a loan facility of \$4 million to enable the Company to participate in a placement of shares by MZI Resources Ltd.

The borrowings have been drawn as a source of long-term finance. They mature on 31 December 2018 and bear no interest. The liability is presented as a non-current liability with an effective interest rate of 10%. The fair value of the loan at draw down was \$2,904,723 with the difference of \$1,095,277 recognised as a contribution by the parent. At 31 December 2016, the carrying value of the liability is \$3,275,013 (2015: 2,962,583).

During the period the Company also borrowed \$1 million from Rich Mark Development (Group) Pty Ltd which has shareholdings representing 15.590% of the Company. The loan is unsecured and subject to interest at 4% which accrues six monthly and is payable along with the principal at maturity. The loan matures on 3 September 2018.

The fair value of the loan at draw down was \$857,295 with the difference of \$142,705 recognised as a fair value of shareholder loans. As at 31 December 2016, the carrying value of the liability is \$857,295 (2015: nil).

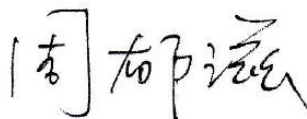
12. SUBSEQUENT EVENTS

No other matters or circumstances have arisen since the end of the financial period which significantly affected or may significantly affect the operations of the Company, the results of those operations, or the state of affairs of the Company in future financial years.

In accordance with a resolution of the Board of Directors pursuant to s.303(5) of the Corporations Act 2001, the Directors of the Company declare that:

- (a) the financial statements and notes of the Company are in accordance with the Corporations Act 2001, including:
- (i) giving a true and fair view of the Company's financial position at 31 December 2016 and of its performance for the half-year ended on that date; and
 - (ii) complying with Accounting Standards.
- (b) in the Directors opinion, there are reasonable grounds to believe that the Company will be able to pay its debts as and when they become due and payable.

On behalf of the Board



Yuzi (Albert) Zhou
Executive Chairman

Dated this 15th day of March 2017

For personal use only



Independent Auditor's Review Report to the Members of Accent Resources NL

We have reviewed the accompanying half-year financial report of Accent Resources NL, which comprises the condensed statement of financial position as at 31 December 2016, the condensed statement of comprehensive income, the condensed statement of cash flows and the condensed statement of changes in equity for the half-year ended on that date, selected explanatory notes and, the directors' declaration as set out on pages 5 to 13

Directors' Responsibility for the Half-Year Financial Report

The directors of the company are responsible for the preparation of the half-year financial report that gives a true and fair view in accordance with Australian Accounting Standards and the *Corporations Act 2001* and for such internal control as the directors determine is necessary to enable the preparation of the half-year financial report that gives a true and fair view and is free from material misstatement, whether due to fraud or error.

Auditor's Responsibility

Our responsibility is to express a conclusion on the half-year financial report based on our review. We conducted our review in accordance with Auditing Standard on Review Engagements ASRE 2410 *Review of a Financial Report Performed by the Independent Auditor of the Entity*, in order to state whether, on the basis of the procedures described, we have become aware of any matter that makes us believe that the half-year financial report is not in accordance with the *Corporations Act 2001* including: giving a true and fair view of the company's financial position as at 31 December 2016 and its performance for the half-year ended on that date; and complying with Accounting Standard AASB 134 *Interim Financial Reporting* and the *Corporations Regulations 2001*. As the auditor of Accent Resources NL, ASRE 2410 requires that we comply with the ethical requirements relevant to the audit of the annual financial report.

A review of a half-year financial report consists of making enquiries, primarily of persons responsible for financial and accounting matters, and applying analytical and other review procedures. A review is substantially less in scope than an audit conducted in accordance with Australian Auditing Standards and consequently does not enable us to obtain assurance that we would become aware of all significant matters that might be identified in an audit. Accordingly, we do not express an audit opinion.

Auditor's Independence Declaration

In conducting our review, we have complied with the independence requirements of the *Corporations Act 2001*. We confirm that the independence declaration required by the *Corporations Act 2001*, which has been given to the directors of Accent Resources NL, would be in the same terms if given to the directors as at the time of this auditor's review report.

Conclusion

Based on our review, which is not an audit, we have not become aware of any matter that makes us believe that the half-year financial report of Accent Resources NL is not in accordance with the *Corporations Act 2001*, including:


- (a) giving a true and fair view of the company's financial position as at 31 December 2016 and of its performance for the half-year ended on that date; and
- (b) complying with Accounting Standard AASB 134 *Interim Financial Reporting* and the *Corporations Regulations 2001*.

Material Uncertainty Related to Going Concern

We draw attention to Note 1(b) in the financial report which indicates that for the half-year ended 31 December 2016 the company incurred a loss of \$530,279 (2015: \$444,254) and experienced net cash outflows from operating and investing activities of \$507,803 (2015: \$451,764, excluding cash outflows from the acquisition of financial assets totalling \$4,000,000). These conditions, along with other matters set out in Note 1, indicate the existence of a material uncertainty that may cast significant doubt about the company's ability to continue as a going concern. Our conclusion is not modified in respect of this matter.

DELOITTE TOUCHE TOHMATSU

DELOITTE TOUCHE TOHMATSU



John Sibenaler
Partner
Chartered Accountants
Perth, 15 March 2017

The Board of Directors
Accent Resources NL
Level 9, 250 Queen Street
MELBOURNE, VIC 3000

15 March 2017

Dear Board of Directors

Accent Resources NL

In accordance with section 307C of the *Corporations Act 2001*, I am pleased to provide the following declaration of independence to the directors of Accent Resources NL.


As lead audit partner for the review of the financial statements of Accent Resources NL for the half year ended 31 December 2016, I declare that to the best of my knowledge and belief, there have been no contraventions of:

- (i) the auditor independence requirements of the *Corporations Act 2001* in relation to the review; and
- (ii) any applicable code of professional conduct in relation to the review.

Yours sincerely

DELOITTE TOUCHE TOHMATSU

DELOITTE TOUCHE TOHMATSU



John Sibenaler
Partner
Chartered Accountants